

Park County, Colorado



South Park City

Photo Credit: Gary Nichols

ANNUAL FINANCIAL REPORT

For The Year Ended December 31, 2022

Prepared by the Finance Department
Cindy Gharst, Assistant County Manager

TABLE OF CONTENTS

	<u>PAGE</u>
INTRODUCTORY SECTION	
Title Page	
Table of Contents	
FINANCIAL SECTION	
Independent Auditors' Report	A1 – A3
Management's Discussion and Analysis	B1 – B9
Basic Financial Statements	
Government-Wide Financial Statements	
Statement of Net Position	C1
Statement of Activities	C2
Fund Financial Statements	
Balance Sheet - Governmental Funds	C3
Reconciliation of the Balance Sheet of Governmental Funds to the Statement of Net Position	C4
Statement of Revenues, Expenditures and Changes in Fund Balances – Governmental Funds	C5
Reconciliation of the Statement of Revenues, Expenditures and Changes in Fund Balances of Governmental Funds to the Statement of Activities	C6
Statement of Net Position – Proprietary Funds	C7
Statement of Revenues, Expenses and Changes in Net Position – Proprietary Funds	C8
Statement of Cash Flows – Proprietary Funds	C9
Statement of Fiduciary Net Position – Fiduciary Funds	C10
Statement of Changes in Fiduciary Net Position – Fiduciary Funds	C11
Notes to Financial Statements	D1 – D21
REQUIRED SUPPLEMENTARY INFORMATION	
General Fund – Budgetary Comparison Schedule	E1
Public Works Fund – Budgetary Comparison Schedule	E2
Human Services Fund – Budgetary Comparison Schedule	E3

TABLE OF CONTENTS
(Continued)

PAGE

FINANCIAL SECTION (Continued)

REQUIRED SUPPLEMENTARY INFORMATION (Continued)

Sales Tax Trust Fund – Budgetary Comparison Schedule E4

ARPA Fund – Budgetary Comparison Schedule E5

Other supplementary Information

Combining Balance Sheet – Non-major Governmental Funds F1

Combining Statement of Revenues, Expenditures and Changes in Fund
Balances – Non-major Governmental Funds F2

Conservation Trust Fund – Budgetary Comparison Schedule F3

Grant Fund – Budgetary Comparison Schedule F4

Employee Retirement Fund – Budgetary Comparison Schedule F5

Sheriff's Seizure Program Fund – Budgetary Comparison Schedule F6

E-911 Authority Fund – Budgetary Comparison Schedule F7

1041 Fee Fund – Budgetary Comparison Schedule F8

Capital Projects Fund– Budgetary Comparison Schedule F9

Debt Service Fund – Budgetary Comparison Schedule F10

Combining Statement of Net Position – Internal Service Funds F11

Combining Statement of Revenues, Expenses and Changes in Net Position
– Internal Service Funds F12

Combining Statement of Cash Flows – Internal Service Funds F13


Risk Management Internal Service Fund – Budgetary Comparison Schedule –
Non US GAAP Basis F14

Fleet Services Internal Service Fund – Budgetary Comparison Schedule –
Non US GAAP Basis F15

COMPLIANCE SECTION

Local Highway Finance Report G1 – G2

FINANCIAL SECTION



CERTIFIED PUBLIC ACCOUNTANTS

INDEPENDENT AUDITORS' REPORT

To the Board of County Commissioners
Park County, Colorado

Report on the Audit of the Financial Statements

Opinions

We have audited the accompanying financial statements of the governmental activities, each major fund, and the aggregate remaining fund information of Park County, Colorado (the County) as of and for the year ended December 31, 2022, and the related notes to the financial statements, which collectively comprise the County's basic financial statements as listed in the table of contents.

In our opinion, the financial statements referred to above present fairly, in all material respects, the respective financial position of the governmental activities, each major fund, and the aggregate remaining fund information of Park County, Colorado, as of December 31, 2022, and the respective changes in financial position and, where applicable, cash flows thereof for the year then ended in accordance with accounting principles generally accepted in the United States of America.

Basis for Opinions

We conducted our audit in accordance with auditing standards generally accepted in the United States of America. Our responsibilities under those standards are further described in the Auditors' Responsibilities for the Audit of the Financial Statements section of our report. We are required to be independent of the County, and to meet our other ethical responsibilities, in accordance with the relevant ethical requirements relating to our audit. We believe that the audit evidence we have obtained is sufficient and appropriate to provide a basis for our audit opinions.

Emphasis of a Matter

As discussed in Note 1 to the financial statements, effective January 1, 2022, the County adopted Governmental Accounting Standards Board (GASB) Statement No. 87, *Leases*. This resulted in a restatement of the County's net position for governmental activities and the aggregate remaining fund information due to implementation of this new standard. The guidance requires lessees to recognize a right-to-use lease asset and corresponding lease liability and lessors to recognize a lease receivable and corresponding deferred inflow of resources for all leases with lease terms greater than twelve months. Our opinions were not modified with respect to this matter.

Responsibilities of Management for the Financial Statements

Management is responsible for the preparation and fair presentation of the financial statements in accordance with accounting principles generally accepted in the United States of America, and for the design, implementation, and maintenance of internal control relevant to the preparation and fair presentation of financial statements that are free from material misstatement, whether due to fraud or error.

In preparing the financial statements, management is required to evaluate whether there are conditions or events, considered in the aggregate, that raise substantial doubt about the County's ability to continue as a going concern for twelve months beyond the financial statement date, including any currently known information that may raise substantial doubt shortly thereafter.

Auditors' Responsibilities for the Audit of the Financial Statements

Our objectives are to obtain reasonable assurance about whether the financial statements as a whole are free from material misstatement, whether due to fraud or error, and to issue an auditor's report that includes our opinions. Reasonable assurance is a high level of assurance but is not absolute assurance and therefore is not a guarantee that an audit conducted in accordance with generally accepted auditing standards will always detect a material misstatement when it exists. The risk of not detecting a material misstatement resulting from fraud is higher than for one resulting from error, as fraud may involve collusion, forgery, intentional omissions, misrepresentations, or the override of internal control. Misstatements are considered material if there is a substantial likelihood that, individually or in the aggregate, they would influence the judgment made by a reasonable user based on the financial statements.

In performing an audit in accordance with generally accepted auditing standards, we:

- Exercise professional judgment and maintain professional skepticism throughout the audit.
- Identify and assess the risks of material misstatement of the financial statements, whether due to fraud or error, and design and perform audit procedures responsive to those risks. Such procedures include examining, on a test basis, evidence regarding the amounts and disclosures in the financial statements.
- Obtain an understanding of internal control relevant to the audit in order to design audit procedures that are appropriate in the circumstances, but not for the purpose of expressing an opinion on the effectiveness of the County's internal control. Accordingly, no such opinion is expressed.
- Evaluate the appropriateness of accounting policies used and the reasonableness of significant accounting estimates made by management, as well as evaluate the overall presentation of the financial statements.
- Conclude whether, in our judgment, there are conditions or events, considered in the aggregate, that raise substantial doubt about the County's ability to continue as a going concern for a reasonable period of time.

We are required to communicate with those charged with governance regarding, among other matters, the planned scope and timing of the audit, significant audit findings, and certain internal control-related matters that we identified during the audit.

Required Supplementary Information

Accounting principles generally accepted in the United States of America require that the management's discussion and analysis and budgetary comparison schedules be presented to supplement the basic financial statements.

Such information is the responsibility of management and, although not a part of the basic financial statements, is required by the Governmental Accounting Standards Board, who considers it to be an essential part of financial reporting for placing the basic financial statements in an appropriate operational, economic, or historical context. We have applied certain limited procedures to the required supplementary information in accordance with auditing standards generally accepted in the United States of America, which consisted of inquiries of management about the methods of preparing the information and comparing the information for consistency with management's responses to our inquiries, the basic financial statements, and other knowledge we obtained during our audit of the basic financial statements. We do not express an opinion or provide any assurance on the information because the limited procedures do not provide us with sufficient evidence to express an opinion or provide any assurance.

Supplementary Information

Our audit was conducted for the purpose of forming opinions on the financial statements that collectively comprise the County's basic financial statements. The combining and individual nonmajor fund financial statements and schedules and Local Highway Finance Report are presented for purposes of additional analysis and are not a required part of the basic financial statements. Such information is the responsibility of management and was derived from and relates directly to the underlying accounting and other records used to prepare the basic financial statements. The information has been subjected to the auditing procedures applied in the audit of the basic financial statements and certain additional procedures, including comparing and reconciling such information directly to the underlying accounting and other records used to prepare the basic financial statements or to the basic financial statements themselves, and other additional procedures in accordance with auditing standards generally accepted in the United States of America. In our opinion, the combining and individual nonmajor fund financial statements and schedules and Local Highway Finance Report are fairly stated, in all material respects, in relation to the basic financial statements as a whole.

Other Reporting Required by *Government Auditing Standards*

In accordance with *Government Auditing Standards*, we have also issued our report dated September 22, 2023, on our consideration of the County's internal control over financial reporting and on our tests of its compliance with certain provisions of laws, regulations, contracts, and grant agreements and other matters. The purpose of that report is solely to describe the scope of our testing of internal control over financial reporting and compliance and the results of that testing, and not to provide an opinion on the effectiveness of the County's internal control over financial reporting or on compliance. That report is an integral part of an audit performed in accordance with *Government Auditing Standards* in considering the County's internal control over financial reporting and compliance.

The Adams Group, LLC

Denver, Colorado
September 22, 2023

MANAGEMENT'S DISCUSSION & ANALYSIS

Park County, Colorado
Management's Discussion and
Analysis
December 31, 2022



As management of Park County, Colorado (the “County”), we offer readers of the County’s financial statements this narrative overview and analysis of the financial activities of the County for the fiscal year ended December 31, 2022.

FINANCIAL HIGHLIGHTS

- At the government-wide level, the assets of Park County exceeded its liabilities and deferred inflows of resources at the close of 2022 by \$47,549,537, an increase of \$3,507,542 compared to the restated beginning net position in 2022. The ending net position of 2021 was decreased by \$435,140 because of the implementation of GASB 87 related to leased assets. Of this amount, the unrestricted net position of \$6,732,153 may be used to meet the government’s ongoing obligations to citizens and creditors.
- As of the close of the current fiscal year, Park County governmental funds reported combined ending fund balances of \$22,920,127, an increase of \$1,959,456. This increase is attributed primarily to the increase of \$1,038,671 in the Public Works Fund, \$1,158,486 in the Sales Tax Trust Fund, \$62,717 in the ARPA Fund and \$13,926 in other funds.
- As of December 31, 2022, the fund balance of the County included \$2,703,674 as unassigned; \$2,614,600 as assigned; \$1,056,280 as committed; \$763,000 as restricted for emergencies; and the balance of \$15,782,573 as restricted or non-spendable.
- At the end of the current year, unassigned fund balance for the General Fund was \$2,703,674 or 15% of total General Fund expenditures.

OVERVIEW OF THE FINANCIAL STATEMENTS

This discussion and analysis are intended to serve as an introduction to the County’s basic financial statements. The County’s basic financial statements are comprised of three components:

- 1) government-wide financial statements;
- 2) fund financial statements; and
- 3) notes to the financial statements.

This report also provides other supplementary information in addition to the financial statements themselves.

Government Wide Financial Statements

The government-wide financial statements are designed to provide readers with a broad overview of the County’s finances, in a manner similar to a private-sector business.

The Statement of Net Position presents information on all of the County’s assets and deferred inflows of resources and liabilities and deferred outflows of resources, with the difference between the two reported as net position. Over time, increases or decreases in net position may serve as a useful indicator of whether the financial position of the County is improving or deteriorating.

The Statement of Activities presents information showing how the government’s net position changed during the most recent fiscal year. All changes in net position are reported as soon as the underlying event giving rise to the change occurs, regardless of the timing of related cash flows. Thus, revenues and expenses are reported in this statement for some items that will only result in cash flows in future fiscal periods.

Both of the government-wide financial statements distinguish functions of the County that are principally supported by taxes and intergovernmental revenues (governmental activities) from other functions that are intended to recover all or a significant portion of their costs through user fees and charges (business-type activities). The governmental activities of the County include general government, judicial, public safety, health and human services, auxiliary services, public works, land conservation and culture.

The County does not currently have any business-type activities.

The government-wide financial statements can be found on pages C1 and C2 of this report.

The County implemented GASB Statement 87 Leases during the current fiscal year. This Statement increases the usefulness of governments' financial statements by requiring recognition of certain lease assets and liabilities for leases that previously were classified as operating leases and recognize inflows or outflows of resources based on the payment provisions of the contract. It establishes a single model for lease accounting based on the foundation principle that leases are financing for the right to use an underlying asset. As more fully described in Note 5 to the financial statements, the County as a lessee is required to recognize a liability and an intangible right to use lease asset. The Lessor is required to recognize a lease receivable and a deferred inflow of resources, thereby enhancing the relevance and consistency of information about a government's leasing activities.

The adoption of GASB 87 resulted in a restatement of beginning balances of right to use assets, accumulated amortization of the right to use asset, and leases payable. On January 1, 2022, the County reclassified capital assets with a net book value of approximately \$1,641,000 to Right to use assets with a value of approximately \$1,196,000 with a like amount recognized as a lease liability. The net result was a reduction of the County's net position as of January 1, 2022, of \$435,140.

Fund Financial Statements

A fund is a grouping of related accounts that is used to maintain control over resources that have been segregated for specific activities or objectives. The County, like other state and local governments, uses fund accounting to ensure and demonstrate compliance with finance-related legal requirements. All of the funds of the County can be divided into three categories: governmental funds, proprietary funds and fiduciary funds.

Government Funds

Governmental funds are used to account for essentially the same functions reported as governmental activities in the government-wide financial statements. However, unlike the government-wide financial statements, governmental fund financial statements focus on near-term inflows and outflows of spendable resources, as well as on balances of spendable resources available at the end of the fiscal year. Such information may be useful in evaluating a government's near-term financing requirements. The County's major governmental funds include the General Fund, Public Works Fund, Human Services Fund, Sales Tax Trust Fund, and ARPA Fund. The County also reports a number of minor governmental funds. Because the focus of governmental funds is narrower than that of the government-wide financial statements, it is useful to compare the information presented for governmental funds with similar information presented for governmental activities in the government-wide financial statements. By doing so, readers may better understand the long-term impact of the government's near-term financing decisions. The Balance Sheet and the Statement of Revenues, Expenditures and Changes in Fund Balances provide a reconciliation to facilitate this comparison between governmental funds and governmental activities.

General Fund

Administration of general County operations is accomplished through various departments within the General Fund. At the end of 2022, the fund balance was \$6,380,396, compared to the beginning balance of \$6,694,740, a decrease of \$314,344. Following is a listing of the General Fund departments listed by function.

Administrative Operations:

- The Commissioners' Office coordinates County operations, financial reporting and accounting, and budget preparation.
- The County Attorney works under direction of the Commissioners.

- The Development Services, Planning, Environmental Code Compliance and Building Departments coordinate and monitor the change of land use, development, septic permits, and construction within the County.
- The Assessor's Office appraises and assesses taxes for all property within the County.
- The Treasurer's Office collects taxes, fees and handles all County banking needs.
- The Clerk & Recorder's Office operates motor vehicle, recordings and runs all elections.
- The Facilities Department oversee maintenance of County buildings.
- Finance and Human Resource Departments administer personnel, payroll and financial support functions.

Judicial:

- The District Attorney's Office provides judicial services jointly with other counties within the district.

Public Safety:

- The Sheriff's Department, County Jail, Coroner's Office, Emergency Communication Center, Emergency Management and Animal Control provide public safety.

Health and Hospitals:

- The County's Public Health Department provides services for pregnant mothers, newborn babies, and vaccinations for Park County residents; this department also coordinates consumer health protection programs.
- Diversus Health provides mental health counseling and services to Park County and other counties.

Community Auxiliary Services:

- The Park County Fair is held annually during the month of July, under direction of the Park County Commissioners through the Park County Fair Board.
- The County provides office space and funding to South Park Senior Coalition to assist seniors in the County.
- The Veterans' Office assists veterans living in the County.
- The County provides the communications network and dispatch services for most County entities including fire, local police and ambulance communications.
- The Heritage and Tourism Department manages activities related to the South Park National Heritage Area, historic preservation of local historic properties, recreation development, tourism. This department also manages the Wilkerson Pass Visitor Center which is open seasonally.

Intergovernmental Co-operation:

- The County, in partnership with Teller County provides a Weed Management program.

Special Revenue Funds

The County's special revenue funds account for specific revenues that are legally restricted to expenditure for a particular purpose. The County's special revenue funds include the Public Works Fund, Human Services Fund, Sales Tax Trust Fund, and ARPA Fund, and those funds which are detailed on pages F-1 and F-2, such as the Conservation Trust Fund, Grant Fund, Sheriff's Seizure Program Fund, E-911 Authority Fund, 1041 Fee Fund, and Employee Retirement Fund.

At the beginning of 2022, the County's special revenue funds had aggregate fund balances of \$14,113,264 and ended the year with fund balances totaling \$16,456,367 resulting in an increase of \$2,343,103.

Debt Service Fund

The County's Debt Service Fund is used to pay the principal and interest to the County's long-term debt. In 2022, the County made principal and interest payments on the Certificates of Participation (COP) issued in December 2016.

Capital Projects Fund

The County's Capital Projects Fund accounts for the acquisition and construction of its major capital facilities. Expenditures of \$97,503 for design and planning activities for future projects such as a new justice center and a community complex resulted in a fund balance at the end of the year of \$283.

Proprietary Funds

The County has two Internal Service Funds.

The *Internal Service Funds* include the Risk Management and Fleet Services Funds, which account for risk management and fleet services provided to other departments or agencies of the government on a cost reimbursement basis.

Fiduciary Funds

Fiduciary funds are used to account for assets held for the benefit of parties outside the County. Fiduciary funds are not reflected in the government-wide financial statements because the resources of these funds are not available to support the County's own programs. The County uses six fiduciary funds, which include activities associated with property tax collections, The Custodial Treasurer's Fund which includes Clerk & Recorder collections, the Office of the Public Trustee, CSU Extension, and Sheriff's Office inmate escrow. All of the County's fiduciary funds are classified as custodial funds under the Governmental Accounting Standards Board (GASB) issued Statement No. 84 *Fiduciary Activities* (GASB 84). The Fiduciary activities Financial Position and Changes in Financial Position can be found at C10 and C11

Schedules and Notes to the Financial Statements:

- The notes provide additional information that is essential to a full understanding of the data provided in the government-wide and fund financial statements. The Notes to the Financial Statements can be found on pages D1 through D21 of this report.
- The combining statements referred to earlier in connection with non-major governmental funds are presented immediately following the required supplementary information. Combining and individual fund statements and schedules of the non-major governmental funds can be found on pages F1 through F10. The combining statements of the internal services funds can be found on pages F11 through F13. The budget presentation of the internal services is shown on pages F14 and F15.
- The Local Highway Finance Report on pages G1 and G2 is submitted to the State of Colorado and reflects the County's receipts and disbursements for road and street purposes during the year.

FINANCIAL ANALYSIS

The County uses fund accounting to ensure compliance with finance-related legal requirements. The County adopts an annually appropriated budget for each of its funds. Budgetary comparison statements have been provided to demonstrate compliance.

Government-wide Financial Analysis

As previously mentioned, the government-wide financial statements are designed to provide readers with a broad overview and long-term analysis of the County's finances, in a manner similar to a private-sector business.

The following schedule summarizes the County's net position as of December 31:

	Governmental Activities		Business Type Activities		Total	
	2022	2021	2022	2021	2022	2021
Assets:						
Current assets	\$ 41,540,584	\$ 35,131,701	\$ -	\$ -	\$ 41,540,584	\$ 35,131,701
Capital assets, net of accumulated depreciation	31,620,150	32,356,698	-	-	31,620,150	32,356,698
Total Assets	<u>73,160,734</u>	<u>67,488,399</u>	<u>-</u>	<u>-</u>	<u>73,160,734</u>	<u>67,488,399</u>
Liabilities:						
Current liabilities	5,380,676	3,504,965	-	-	5,380,676	3,504,965
Long-term debt	8,774,490	8,865,618	-	-	8,774,490	8,865,618
Total Liabilities	<u>14,155,166</u>	<u>12,370,583</u>	<u>-</u>	<u>-</u>	<u>14,155,166</u>	<u>12,370,583</u>
Deferred Inflow of Resources:	<u>11,456,031</u>	<u>10,640,681</u>	<u>-</u>	<u>-</u>	<u>11,456,031</u>	<u>10,640,681</u>
Net Position:						
Net investment in capital assets	25,391,951	26,372,414	-	-	25,391,951	26,372,414
Restricted	15,425,433	13,090,197	-	-	15,425,433	13,090,197
Unrestricted	6,732,153	5,014,524	-	-	6,732,153	5,014,524
Total Net Position	<u>\$ 47,549,537</u>	<u>\$ 44,477,135</u>	<u>\$ -</u>	<u>\$ -</u>	<u>\$ 47,549,537</u>	<u>\$ 44,477,135</u>

Traditionally, a government's largest investment is in its capital assets: land, building, equipment, machinery, and specialized tools which are necessary to deliver and/or provide services to its residents and customers. Because capital assets may not be quickly converted to cash, these assets are not an available source of funding for future spending. Park County's capital assets decreased compared to the previous year from 48% of its total assets to 43% at the end of 2022.

Two right to use leases in the amount of \$924,299 for motor pool vehicles in the Fleet Fund and \$107,885 for equipment upgrade in the E-911 Fund was added to long-term debt in 2022 offset by payments made during 2022 resulted in a net decrease to long term debt of \$91,128.

At the end of the 2022 fiscal year, the County's net position was \$47,549,537; an increase of \$3,507,542 compared to the prior year balance. The restricted component of net position totals \$15,425,433 (33%) which is \$2,335,236 more than the restricted amount for 2021. Restrictions include 3% of fiscal spending, which has been reserved for emergencies regarding the Taxpayer's Bill of Rights ("TABOR") and restrictions related to specific revenue sources in the Special Revenue Funds. The County's "equity" in capital assets (i.e., cost of capital assets, less accumulated depreciation and debt incurred to acquire those capital assets) decreased to \$25,391,951 (53%) of total net position. The unrestricted balance of \$6,732,153 (14%) increased compared to the unrestricted net position of \$5,014,524 or (11%) at the end of 2021.

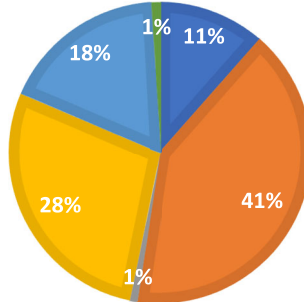
The following schedule summarizes the changes in the County's net position during 2022:

Park County's Change in Net Position

	Governmental Activities		Business Type Activities		Total	
	2022	2021	2020	2021	2022	2021
Program revenues:						
Charges for services	\$ 4,338,153	\$ 4,288,299	\$ -	\$ -	\$ 4,338,153	\$ 4,288,299
Operating grants and contributions	15,463,777	14,864,581	-	-	15,463,777	14,864,581
Capital grants and contributions	312,514	253,715	-	-	312,514	253,715
General revenues:						
Property taxes	10,673,987	10,107,427	-	-	10,673,987	10,107,427
Other taxes	6,687,820	5,978,592	-	-	6,687,820	5,978,592
Interest and other revenue	(6,003)	86,022	-	-	(6,003)	86,022
Gain on disposal of capital assets	323,645	375,273	-	-	323,645	375,273
Total revenues	<u>37,793,893</u>	<u>35,953,909</u>	<u>-</u>	<u>-</u>	<u>37,793,893</u>	<u>35,953,909</u>
Expenses:						
General government	8,291,389	8,532,776	-	-	8,291,389	8,532,776
Health and welfare	9,609,792	8,690,829	-	-	9,609,792	8,690,829
Public safety	7,783,954	7,106,218	-	-	7,783,954	7,106,218
Culture and recreation	1,140,598	1,139,075	-	-	1,140,598	1,139,075
Public works	5,368,278	5,122,900	-	-	5,368,278	5,122,900
Judicial - district attorney	463,222	479,136	-	-	463,222	479,136
Land conservation	1,385,377	1,525,730	-	-	1,385,377	1,525,730
Interest on long-term debt	243,741	248,802	-	-	243,741	248,802
Total expenses	<u>34,286,351</u>	<u>32,845,466</u>	<u>-</u>	<u>-</u>	<u>34,286,351</u>	<u>32,845,466</u>
Change in Net Position	<u>3,507,542</u>	<u>3,108,443</u>	<u>-</u>	<u>-</u>	<u>3,507,542</u>	<u>3,108,443</u>
Net Position, January 1	44,477,135	41,368,692	-	-	44,477,135	41,368,692
Restatement for implementation of GASB 87	(435,140)	-	-	-	(435,140)	-
Net Position, January 1 Restated	<u>44,041,995</u>	<u>41,368,692</u>	<u>-</u>	<u>-</u>	<u>44,041,995</u>	<u>41,368,692</u>
Net Position, December 31	<u>\$ 47,549,537</u>	<u>\$ 44,477,135</u>	<u>\$ -</u>	<u>\$ -</u>	<u>\$ 47,549,537</u>	<u>\$ 44,477,135</u>

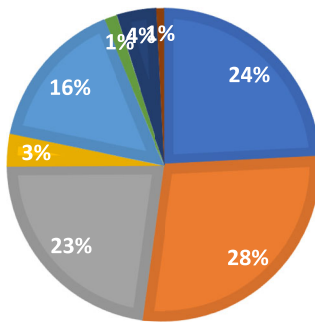
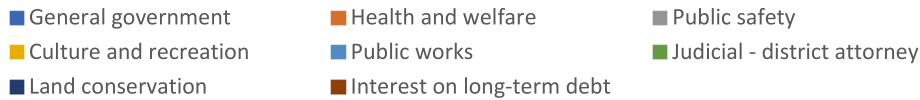
Total revenues in 2022 were 5% higher compared to the prior year. The increase is mostly attributable to operating grants and contributions for health and welfare services, property tax, severance tax and sales tax.

2022 REVENUES



For 2022, funding for general government activities increased to allow for the purchase of supplies, equipment, and vehicles as well as the continued investment in staff and training in support of the governmental activities and to enhance quality services. Expenditures for Public Safety activities increased 9.5% compared to the prior year due to investment in staff, equipment, filled vacancies, and facility planning. Activities conducted for health and welfare services in the food stamps and child welfare programs, in particular, account for the significant increase compared to 2021 as well as filling vacant positions.

2022 EXPENSES



Fund Financial Analysis

Aggregate fund balances at year-end showed an increase of \$1,959,456 as a result of the activity explained below:

- **General Fund:** Revenues in 2022 increased by 5% compared to the prior year. The County collected more revenue for property taxes, licenses and permits, and intergovernmental revenue but less for specific ownership tax, fines, charges for service and interest compared to 2021. Funds received from the US Forest Service for the Secure Rural Schools Act (for Title I distributions to schools) represents the majority of intergovernmental revenue received in 2022. The County received a significant distribution of severance tax in the amount of \$770,150 in 2022 compared to \$23,343 in 2021. An unrealized investment loss in 2022 resulted in a net loss of \$311,937 compared to the investment income/(loss) in 2021. Expenditures in 2022 were 7.0% higher than 2021 primarily as the result of investment in personnel, a 4.5% COLA, and filled vacant positions.

Some of this expense was offset by vacancy savings in some departments. Transfers of \$1,541,000 were made to the Debt Service Fund, Grant Fund, Fleet Fund and Self-Insurance Fund. The final fund balance at the end of 2022 was decreased by \$314,344 to \$6,380,396.

- Public Works Fund: Revenues decreased 2.6% in 2022 compared to 2021 attributable to a decrease of the Highway Users Tax Funds (HUTF) distributions. Expenditures during 2022 were less than 2021. The decrease is primarily due to reduced capital outlay in 2022. The net change to the fund balance was an increase of \$1,038,671 and an ending fund balance of \$7,071,202 compared to the beginning fund balance of \$6,032,531.
- Humans Services Fund: At the end of 2022, the net revenue under expense was \$37,051 with total revenues of \$8,243,783 and expenses of \$8,280,834. Revenues and expenses were higher in 2022 compared to 2021 as a result of increased activity in the food stamps program mostly. The fund balance at the end of 2022 decreased to \$939,249.
- Sales Tax Trust Fund: In 2022, sales tax revenues, including interest, were \$2,657,500, an increase of \$230,094 compared to the prior year. Total land conservation related expenses were \$1,583,377 for projects and conservation easements. The fund balance at the end of 2022 increased from \$5,828,948 to \$6,987,434.
- ARPA Fund: In 2021, the County established a new fund, American Rescue Plan Act (ARPA), for distribution of these types of funds. In 2021 and 2022 the County was awarded funding from the US Treasury totaling approximately \$3.6 million. Because these funds were received as advance payments, the revenues have been deferred and are recognized in the years in which they are expensed. For 2022, the revenue of \$264,206 offsets expenditures of \$264,206, which included contractual services for the planning and administration of the ARPA programs, distributions for direct cash assistance and individual household assistance programs. Additionally, the County received \$7,578 and \$8,712 of ARPA funding for public health and library programs, respectively, for reimbursement of the program expenses of those departments. Because the revenue is a reimbursement of the program expenses, the fund balance at the end of 2022 is \$62,717 which is the investment income earned for the year.
- Other Special Revenue Funds:
 - Conservation Trust Fund: The County received approximately \$173,581 from the Department of Local Affairs for the Conservation Trust Fund program. By the year end, approximately \$176,397 was spent. Distributions were made for maintenance and improvements and other eligible expenses at Park County's libraries, Park County community centers and a park, and the Park County Fairgrounds. The fund balance at the end of the year was \$346,838.
 - Grant Fund: The activity in the Grant Fund included private, state and/or federal receipts for expense reimbursements for a variety of programs.

Completion of programs funded by a CARES Act from Colorado Department of Public Health and Environment (CDPHE) for COVID-19 related expenses such as supplies and personal protective equipment (PPE); outreach, contact tracing, testing and vaccination activities; and public health staff.

Other grant funded activities include the victims' services programs through VALE and VOCA grants through the Sheriff's Office; equipment purchase for body worn cameras through a state grant; personnel costs related to a court security grant; fairgrounds activities through a grant from CO Department of Agriculture; Veteran's programs, other Public Health programs, and Historic Preservation and South Park National Heritage Area activities.

Although revenues from most grants are received on a reimbursement basis, some grants are dispersed without a reimbursement requirement. Receipts and disbursements from the fund vary depending on the terms of the grant contract; fiscal periods; or other special circumstances of grant funded activities.

The fund balance in the Grant Fund includes amounts received but not yet spent and are restricted for specific programs. At the end of 2022, the fund balance was \$205,383, most of which relate to public health programs.

- E-911 Authority Fund: The surcharge revenues collected in 2022 were \$496,884, which offset operational expenses, debt service and capital outlay of \$511,040. Generally, the operational costs during 2022 included allocated 911 personnel wages and annual equipment and software maintenance agreements, training, consulting, supplies, and minor equipment repair/replacement. At the end of 2022, the fund balance was \$590,545.

Internal Service Funds

- Risk Management
The combined employer and employee contributions to this fund totaled approximately \$3.1 million which is more than the prior year due to increased participation and new contribution rates. The County also transferred \$600,000 into the fund. Because of significant claims activity in recent years, the intent has been to fund for maximum or close to maximum liabilities. For 2022, claims and administration expenses; however, were approximately \$2.3 million, significantly less than the prior year. The net increase to the fund balance was \$1,452,392. The resulting fund balance at the end of 2022 was \$1,501,702. As the County has begun renewal for plan year 2023, we are anticipating a favorable renewal and maintaining current plans and rates.
- Fleet Services
Charges for service of approximately \$659,241 were received primarily from applicable departments in the General Fund based on a hybrid formula of actual costs plus a proportionate share of administrative costs such as depreciation and fleet personnel. The fund also received \$100,104 of proceeds from the sale of assets and a transfer of \$507,000. The 2022 operating expenses were slightly higher than 2021. The County also continued implementation of fleet management and vehicle rotation through Enterprise Fleet Services. The change in net position was \$334,505 with a net position of \$504,433 at the end of 2022.

Budget Variances and Amendments

Two budget amendments were presented in August and December 2022. Refer to schedules E-1, E-2, E-3, E-4, E-5 and F-3 through F-14 for more budget information.

Capital Assets and Debt Administration

Capital Assets

The County's investment in capital assets for its governmental activities as of December 31, 2022, equaled \$31,620,150. This is a decrease of \$736,548 from the prior year. Additional information on the County's capital assets can be found in Note 4 of the Notes to Financial Statements.

Long-Term Debt

Under a new Master Equity Lease Agreement with Enterprise Fleet Management for motor pool vehicles, lease payments commenced in 2022 upon delivery of the vehicles and are accounted for in the Fleet Fund. Additionally, the County entered into a lease agreement with Government Capital Corporation for upgraded equipment for the 911 phone system. More information on the County's long-term debt can be found in Note 5 of the Notes to Financial Statements.

Next Year's Budget and Rates:

The County's General Fund balance at the end of fiscal year 2022 was \$6,380,396. A reserve is considered necessary to start the year and provide basic services to the residents of and visitors to Park County. An adequate reserve at the year-end on which to operate government at a basic level is generally a minimum of three months or 25% of budgeted expenditures. At the end of 2022, the County's General Fund balance approximated 39% of actual 2022 General Fund expenditures. Although generally consistent for operational expenses with 2022, the 2023 budget also reflects investment in staff including a 5% COLA increase for wages and two additional positions under the direction of the Sheriff for Code Enforcement.

COVID-19

The County has continued to maintain appropriate protocols while providing in-person services to citizens and resumed in-person regular meetings of the Board of County Commissioners.

In 2021, the County received its first payment in the amount of \$1,830,210 from Coronavirus State and Local Fiscal Recovery Funds, established by the American Rescue Plan Act of 2021. A consulting firm was engaged in 2021 to assist in developing a plan for the use of the funds, administering the program and compliance reporting. The second payment of \$1,830,210 was received in June 2022.

In 2022, the County was awarded \$1,126,981.74 of Local Assistance and Tribal Consistency Funds (LATC) under the American Rescue Plan Act of 2021. The first payment in the amount of \$563,490.87 was received in October 2022. The second payment in the amount of \$563,490.87 was received in August 2023.

Request for Information

This financial report is designed to provide a general overview of the County's finances for all those with an interest. Questions concerning any of the information provided in this report or requests for additional financial information should be addressed to the Park County Finance Department, P.O. Box 1373, Fairplay, Colorado 80440.

BASIC FINANCIAL STATEMENTS

**Park County, Colorado
Statement of Net Position
December 31, 2022**

	<u>Governmental Activities</u>
Assets:	
Cash and investments -unrestricted	\$ 27,395,982
Cash and investments - restricted	234
Receivables, net:	
Taxes	11,456,031
Intergovernmental	128,605
Accounts	1,627,839
Other	17,136
Inventories, at cost	766,447
Prepaid items	148,310
Capital assets, not depreciated	6,950,714
Capital assets, depreciated, net of accumulated depreciation	22,802,146
Right to use assets, amortized, net of accumulated amortization	1,867,290
Total assets	<u>73,160,734</u>
 Liabilities:	
Accounts payable	740,425
Accrued expenses	677,827
Due to other governments	29,111
Grant funds received in advance	3,933,313
Debt obligations:	
Due within one year	1,441,408
Due in more than one year	7,333,082
Total liabilities	<u>14,155,166</u>
 Deferred Inflow of Resources:	
Unavailable property tax revenue	<u>11,456,031</u>
 Net Position:	
Net investment in capital assets	25,391,951
Restricted	
Emergencies - TABOR	763,000
Motor vehicle licensing equipment	158,304
Debt service	81,248
Public safety	616,589
Public works	6,319,468
Capital projects	283
Health and welfare	152,269
Recreation	346,838
Land conservation	6,987,434
Unrestricted	6,732,153
Total Net Position	<u><u>\$ 47,549,537</u></u>

The accompanying notes are an integral part of these financial statements.

Park County, Colorado
Statement of Activities
For the Year Ended December 31, 2022

<u>Functions/Programs:</u>	<u>Expenses</u>	<u>Program Revenues</u>			<u>Net (Expense)</u>
		<u>Charges</u>	<u>Operating</u>	<u>Capital</u>	<u>Revenue and</u>
		<u>for</u>	<u>Grants and</u>	<u>Grants and</u>	<u>Change in</u>
		<u>Services</u>	<u>Contributions</u>	<u>Contributions</u>	<u>Net Position</u>
					<u>Primary Government</u>
					<u>Governmental</u>
					<u>Activities</u>
Primary Government					
Governmental activities:					
General government	\$ 8,291,389	\$ 2,065,966	\$ 380,483	\$ -	\$ (5,844,940)
Health and welfare	9,609,792	344,319	8,421,153	-	(844,320)
Public safety	7,783,954	1,778,580	636,850	129,295	(5,239,229)
Culture and recreation	1,140,598	27,893	474,586	183,219	(454,900)
Public works	5,368,278	121,395	5,550,705	-	303,822
Judicial - district attorney	463,222	-	-	-	(463,222)
Land conservation	1,385,377	-	-	-	(1,385,377)
Interest on long-term debt	243,741	-	-	-	(243,741)
Total Governmental activities	<u>34,286,351</u>	<u>4,338,153</u>	<u>15,463,777</u>	<u>312,514</u>	<u>(14,171,907)</u>
General revenues:					
Taxes:					
Property taxes					10,673,987
Specific ownership taxes					1,225,988
Sales taxes					2,550,040
Severance taxes					770,150
PILT					1,953,424
Other taxes					188,218
Investment loss					(125,014)
Miscellaneous					119,011
Gain on disposal of capital assets					323,645
Total general revenues					<u>17,679,449</u>
Change in Net Position					3,507,542
Net Position, January 1 Restated					<u>44,041,995</u>
Net Position, December 31					<u>\$ 47,549,537</u>

The accompanying notes are an integral part of these financial statements.

**Park County, Colorado
Balance Sheet
Governmental Funds
December 31, 2022**

	General Fund	Public Works Fund	Human Services Fund	Sales Tax Trust Fund	ARPA Fund	Other Governmental Funds	Total Governmental Funds
Assets:							
Cash and investments - unrestricted	\$ 4,878,766	\$ 6,173,357	\$ 1,009,932	\$ 6,661,477	\$ 4,055,622	\$ 2,716,683	\$ 25,495,837
Cash and investments - restricted	-	-	-	-	-	234	234
Accounts receivable	418,538	418,601	-	399,896	-	316,855	1,553,890
Property taxes receivable	10,117,912	411,729	423,166	-	-	503,224	11,456,031
Accrued interest	17,136	-	-	-	-	-	17,136
Due from other governments	-	-	128,605	-	-	-	128,605
Due from other funds	3,478,095	43,553	63,632	-	16,935	476,073	4,078,288
Prepaid items	126,105	-	-	-	-	22,205	148,310
Inventory	14,713	751,734	-	-	-	-	766,447
Total assets	\$ 19,051,265	\$ 7,798,974	\$ 1,625,335	\$ 7,061,373	\$ 4,072,557	\$ 4,035,274	\$ 43,644,778
Liabilities, Deferred Inflows and Fund Balances							
Liabilities:							
Accounts/vouchers payable	\$ 333,489	\$ 102,356	\$ 73,474	\$ 73,939	\$ 61,356	\$ 14,211	\$ 658,825
Accrued liabilities	462,825	94,168	57,960	-	-	21,967	636,920
Grant funds received in advance	-	-	-	-	3,933,313	-	3,933,313
Due to other funds	1,756,643	119,519	131,486	-	15,171	1,987,632	4,010,451
Due to other governments	-	-	-	-	-	29,111	29,111
Total liabilities	2,552,957	316,043	262,920	73,939	4,009,840	2,052,921	9,268,620
Deferred Inflows of Resources:							
Unavailable revenue - property taxes and other receivables	10,117,912	411,729	423,166	-	-	503,224	11,456,031
Fund balances:							
Non-Spendable	140,818	751,734	-	-	-	22,205	914,757
Restricted							
Emergencies - TABOR	763,000	-	-	-	-	-	763,000
Motor vehicle licensing equipment	158,304	-	-	-	-	-	158,304
Debt service	-	-	-	-	-	81,248	81,248
Public safety	-	-	-	-	-	616,589	616,589
Public works	-	6,319,468	-	-	-	-	6,319,468
Health and welfare	-	-	-	-	-	205,383	205,383
Capital projects	-	-	-	-	-	283	283
Human services - Integrated mgmt	-	-	152,269	-	-	-	152,269
Recreation	-	-	-	-	-	346,838	346,838
Land conservation	-	-	-	6,987,434	-	-	6,987,434
Committed	-	-	786,980	-	62,717	206,583	1,056,280
Assigned	2,614,600	-	-	-	-	-	2,614,600
Unassigned	2,703,674	-	-	-	-	-	2,703,674
Total fund balances	6,380,396	7,071,202	939,249	6,987,434	62,717	1,479,129	22,920,127
Total liabilities, deferred inflows, and fund balances	\$ 19,051,265	\$ 7,798,974	\$ 1,625,335	\$ 7,061,373	\$ 4,072,557	\$ 4,035,274	\$ 43,644,778

The accompanying notes are an integral part of these financial statements.

PARK COUNTY, COLORADO

RECONCILIATION OF THE BALANCE SHEET OF GOVERNMENTAL FUNDS
TO THE STATEMENT OF NET POSITION
Year Ended December 31, 2022

Total Governmental Fund Balances	\$ 22,920,127
Amounts Reported for Governmental Activities in the Statement of Activities are Different Because:	
Capital Assets used in governmental activities excluding internal service funds that are not financial resources therefore are not reported in the funds.	
Capital assets	29,619,978
Right to use assets	699,465
Other long-term receivables are not available to pay for current period expenditures and, therefore are reported as unavailable resources in the funds	
Long-term liabilities are not due and payable in the current period and therefore are not reported in the funds.	
COP's payable	(4,220,000)
Premium on COP's	(371,125)
Notes payable	(243,504)
Finance lease obligations	(151,012)
Lease liability	(525,109)
Estimated pollution remediation liability	(1,777,000)
Accrued interest payable	(30,643)
Compensated absences	(374,775)
The Internal service fund is used by management to charge certain costs to individual funds. The assets and liabilities of the internal service funds are included in governmental activities in the statement of position.	2,003,135
Net position of governmental activities	<u>\$ 47,549,537</u>

Park County, Colorado
Statement of Revenues, Expenditures and Changes in Fund Balances
Governmental Funds
For the Year Ended December 31, 2022

	General Fund	Public Works Fund	Human Services Fund	Sales Tax Trust Fund	ARPA Fund	Other Governmental Funds	Total Governmental Funds
Revenues:							
Taxes	\$ 13,566,975	\$ 496,822	\$ 486,776	\$ 2,550,042	\$ -	\$ 261,192	\$ 17,361,807
Licenses and permits	1,315,224	84,906	-	-	-	-	1,400,130
Intergovernmental revenue	802,896	5,550,705	7,757,007	-	280,496	1,255,892	15,646,996
Fines and forfeitures	196,608	-	-	-	-	-	196,608
Charges for services	2,040,956	36,489	-	-	-	496,884	2,574,329
Investment income (loss)	(311,937)	-	-	107,458	62,717	7,891	(133,871)
Miscellaneous	77,570	1,040	-	-	-	40,401	119,011
Total revenues	<u>17,688,292</u>	<u>6,169,962</u>	<u>8,243,783</u>	<u>2,657,500</u>	<u>343,213</u>	<u>2,062,260</u>	<u>37,165,010</u>
Expenditures:							
General government	7,442,071	-	-	-	264,206	284,069	7,990,346
Health and welfare	863,472	-	8,278,330	-	7,578	389,169	9,538,549
Public safety	6,815,800	-	-	-	-	674,143	7,489,943
Culture and recreation	596,892	-	-	-	8,712	466,253	1,071,857
Public works	-	4,799,723	-	-	-	-	4,799,723
Judicial - district attorney	463,222	-	-	-	-	-	463,222
Land conservation	-	-	-	1,583,377	-	-	1,583,377
Capital outlay	115,281	277,616	-	-	-	308,115	701,012
Debt service:							
Principal	153,253	265,981	2,167	-	-	224,279	645,680
Interest	11,645	16,571	337	-	-	205,045	233,598
Other	-	-	-	-	-	2,095	2,095
Total expenditures	<u>16,461,636</u>	<u>5,359,891</u>	<u>8,280,834</u>	<u>1,583,377</u>	<u>280,496</u>	<u>2,553,168</u>	<u>34,519,402</u>
Excess (deficiency) of revenues over (under) expenditures	<u>1,226,656</u>	<u>810,071</u>	<u>(37,051)</u>	<u>1,074,123</u>	<u>62,717</u>	<u>(490,908)</u>	<u>2,645,608</u>
Other financing sources (uses):							
Lease proceeds	-	-	-	-	-	107,885	107,885
Proceeds from asset disposals	-	228,600	-	-	-	-	228,600
Collection on Long-Term Receivable	-	-	-	84,363	-	-	84,363
Transfers in from other funds	-	-	-	-	-	434,000	434,000
Transfers (out) to other funds	(1,541,000)	-	-	-	-	-	(1,541,000)
Total other financing sources (uses)	<u>(1,541,000)</u>	<u>228,600</u>	<u>-</u>	<u>84,363</u>	<u>-</u>	<u>541,885</u>	<u>(686,152)</u>
Net change in fund balances	<u>(314,344)</u>	<u>1,038,671</u>	<u>(37,051)</u>	<u>1,158,486</u>	<u>62,717</u>	<u>50,977</u>	<u>1,959,456</u>
Fund balances - January 1	<u>6,694,740</u>	<u>6,032,531</u>	<u>976,300</u>	<u>5,828,948</u>	<u>-</u>	<u>1,428,152</u>	<u>20,960,671</u>
Fund balances - December 31	<u>\$ 6,380,396</u>	<u>\$ 7,071,202</u>	<u>\$ 939,249</u>	<u>\$ 6,987,434</u>	<u>\$ 62,717</u>	<u>\$ 1,479,129</u>	<u>\$ 22,920,127</u>

The accompanying notes are an integral part of these financial statements.

PARK COUNTY, COLORADO

RECONCILIATION OF THE STATEMENT OF REVENUES, EXPENDITURES
AND CHANGES IN FUND BALANCES OF GOVERNMENTAL FUNDS
TO THE STATEMENT OF ACTIVITIES
Year Ended December 31, 2022

Amounts Reported for Governmental Activities in the Statement of Activities
are Different Because:

Net Changes in Fund Balances - Total Governmental Funds \$ 1,959,456

Governmental funds report capital outlays as expenditures. However, in the statement of activities, the cost of those assets is allocated over their estimated useful lives and reported as depreciation expense. This is the amount by which depreciation and gain on disposal of assets exceeded capital outlay in the current period.

Capital asset additions	593,127
Right to use asset additions	107,885
Contribution of capital asset	129,295
Proceeds from asset disposal	(228,600)
Gain on disposal of assets	223,880
Depreciation and amortization	(1,718,358)

Governmental funds report expenditures which represent long-term receivables, however, they are not recognized in the statement of activities, (84,363)

The issuance of debt in the governmental funds is reported as revenue to those funds but is not reported in the statement of activities. Debt service payments for principal payments are reported as expenditures in the governmental funds but not reported as expenses in the statement of activities.

Right to use assets proceeds	(107,885)
Principal payments made	645,680

Some expenses reported in the statement of activities do not require the use of current financial resources and therefore are not reported as expenditures in governmental funds.

Change in compensated absences	(27,081)
Change in accrued interest	3,100
Amortization of premium on COP's	26,509
Change in pollution remediation costs	198,000

The Internal service fund is used by management to charge certain costs to individual funds.

The net revenue (expense) of the internal service funds are reported with governmental activities. 1,786,897

Change in Net Position of Governmental Activities \$ 3,507,542

**Park County, Colorado
Statement of Net Position
Proprietary Funds
December 31, 2022**

	<u>Governmental Activities Internal Service Funds</u>
Assets:	
Current assets	
Cash and cash equivalents	\$ 1,900,145
Accounts Receivable	73,949
Due from other funds	<u>1,484,759</u>
Total current assets	<u>3,458,853</u>
Noncurrent assets	
Capital assets	
Vehicles	1,239,627
Right to use assets	1,421,269
Accumulated depreciation and amortization	<u>(1,360,189)</u>
Total noncurrent assets	<u>1,300,707</u>
Total assets	<u>4,759,560</u>
Liabilities:	
Current liabilities	
Accounts payable and accrued liabilities	91,863
Due to other funds	1,552,596
Current portion of lease obligation	<u>385,061</u>
Total current liabilities	2,029,520
Long term liabilities	
Leases payable	<u>726,905</u>
Total liabilities	<u>2,756,425</u>
Net Position:	
Net investment in capital assets	187,707
Unrestricted	<u>1,815,428</u>
Total net position	<u><u>\$ 2,003,135</u></u>

The accompanying notes are an integral part of these financial statements.

Park County, Colorado
Statement of Revenues, Expenses and Changes in Net Position
Proprietary Funds
For the Year Ended December 31, 2022

	<u>Governmental Activities Internal Service Funds</u>
Operating revenues:	
Charges for services	\$ 3,789,505
Total operating revenues	<u>3,789,505</u>
Operating expenses:	
General government	566,992
Claims and administration	2,286,729
Depreciation and amortization	324,757
Total operating expenses	<u>3,178,478</u>
Operating income	<u>611,027</u>
Non-operating revenues (expenses):	
Gain on sale of assets	99,765
Interest income	8,857
Interest expense	(39,752)
Total non-operating revenues (expenses)	<u>68,870</u>
Income (loss) before transfers	679,897
Transfers in from other funds	<u>1,107,000</u>
Change in net position	1,786,897
Net position - January 1 Restated	<u>216,238</u>
Net position - December 31	<u>\$ 2,003,135</u>

The accompanying notes are an integral part of these financial statements.

**Park County, Colorado
Statement of Cash Flows
Proprietary Funds
For the Year Ended December 31, 2022**

	Governmental Activities Internal Service Funds
Cash flows from operating activities:	
Cash received for charges for services	\$ 3,154,794
Cash paid for goods and services	(2,440,347)
Net cash provided by operating activities	714,447
Cash flows from noncapital financing activities	
Transfers in from other funds	1,107,000
Net cash provided by noncapital financing activities	1,107,000
Cash flows from capital and related financing activities	
Sale of assets	31,050
Principal paid on capital debt	(290,735)
Interest paid on capital debt	(29,489)
Net cash used for capital and related financing activities	(289,174)
Cash flows from investing activities:	
Interest received	8,857
Net cash provided by investing activities	8,857
Net change in cash and cash equivalents	1,541,130
Cash and cash equivalents - January 1	359,015
Cash and cash equivalents - December 31	\$ 1,900,145
 Reconciliation of operating income (loss) to net cash used for operating activities:	
Operating income	\$ 584,306
Adjustments to reconcile operating income (loss) to net cash used for operating activities:	
Depreciation and amortization	324,757
(increase) decrease in accounts receivable	(300)
(Increase) decrease in amounts due from other funds	(645,253)
Increase (decrease) in accounts payable and accrued liabilities	(217,159)
Increase (decrease) in amounts due to other funds	668,096
Total adjustments	130,141
Net cash provided for operating activities	\$ 714,447

The accompanying notes are an integral part of these financial statements.

Park County, Colorado
STATEMENT OF FIDUCIARY NET POSITION
FIDUCIARY FUNDS
December 31, 2022

	Custodial Funds			
	Property Tax Fund	Custodial Treasurer's Fund	Other Custodial Funds	Total
Assets				
Cash and investments	\$ 221,772	\$ 179,983	\$ 30,703	\$ 432,458
Other receivables	5,104	57,317	11,451	73,872
Due from general fund	-	55,690	-	55,690
Property taxes receivable	24,320,374	-	-	24,320,374
	24,547,250	292,990	42,154	24,882,394
Liabilities				
Accounts payable	-	-	3,748	3,748
Due to other governmental agencies	221,800	190,273	-	412,073
Other liabilities	5,076	49,390	-	54,466
Due to general fund	-	24,381	-	24,381
Escrow deposits held by public trustee	-	10,401	-	10,401
	226,876	274,445	3,748	505,069
Deferred Inflow of Resources				
Unavailable revenue - property taxes	24,320,374	-	-	24,320,374
	24,320,374	-	-	24,320,374
Net Position				
Restricted for individuals, organizations and other governments	\$ -	\$ 18,545	\$ 38,406	\$ 56,951
	-	18,545	38,406	56,951

The accompanying notes are an integral part of the financial statements.

Park County, Colorado
STATEMENT OF CHANGES IN FIDUCIARY NET POSITION
FIDUCIARY FUNDS
For the Year Ended December 31, 2022

	Custodial Funds			Total
	Property Tax Fund	Custodial Treasurer's Fund	Other Custodial Funds	
Additions				
Tax collections for other governments	\$ 27,372,201	\$ -	\$ -	\$ 27,372,201
County Clerk and Recorder collections	-	7,326,625	-	7,326,625
Office of the Public Trustee receipts	-	380,033	-	380,033
County Extension collections	-	-	25,450	25,450
Deposits from inmates	-	-	164,146	164,146
Total additions	<u>27,372,201</u>	<u>7,706,658</u>	<u>189,596</u>	<u>35,268,455</u>
Deductions				
Payments of taxes to other governments	27,372,201	-	-	27,372,201
County Clerk and Recorder payments to other governments	-	7,326,625	-	7,326,625
Office of the Public Trustee payments	-	389,038	-	389,038
County Extension disbursements	-	-	16,302	16,302
Payments on behalf of inmates	-	-	162,511	162,511
Total deductions	<u>27,372,201</u>	<u>7,715,663</u>	<u>178,813</u>	<u>35,266,677</u>
Net change in fiduciary net positions	-	(9,005)	10,783	1,778
Net position beginning	<u>-</u>	<u>27,550</u>	<u>27,623</u>	<u>55,173</u>
Net position ending	<u>\$ -</u>	<u>\$ 18,545</u>	<u>\$ 38,406</u>	<u>\$ 56,951</u>

The accompanying notes are an integral part of the financial statements.

PARK COUNTY, COLORADO

NOTES TO FINANCIAL STATEMENTS

December 31, 2022

NOTE 1: SUMMARY OF SIGNIFICANT ACCOUNTING POLICIES

Park County, Colorado (the "County") is a political subdivision organized under the statutes of the State of Colorado. A three-member Board of Commissioners is responsible for setting policy, appointing administrative personnel and the adoption of an annual budget in accordance with state statutes.

The accounting policies of the County conform to generally accepted accounting principles as applicable to governments. Following is a summary of the more significant policies.

Reporting Entity

As required by GAAP, the financial statements present the financial activities of the County and its component units. Component units are legally separate entities for which the county is considered to be financially accountable. Blended component units, though legally separate entities, are also part of the County's operations. Data from these units is combined with that of the primary government. Conversely, each discretely presented component unit is reported in a separate column in the government-wide financial statements, to emphasize that it is legally separated from the primary government. All component units have a December 31 year-end.

Blended component units. The Park County Building Authority, formed in 2004 as a non-profit corporation under Section 501(c)(4) of the Internal Revenue Code, exists solely to issue debt to acquire real estate for lease to the County. The County is financially accountable for the activities of the Building Authority and its assets are reflected in the County's capital assets, and its debt is recorded in the County's long-term debt. The County Board of County Commissioners acts as the Board of the Authority. The Building Authority does not prepare separate financial statements.

The Telephone Authority was formed by resolution of the Park County Board of County Commissioners under an intergovernmental agreement with the County municipalities and fire districts. Under this agreement, the Telephone Authority is responsible for the 911 telephone system equipment purchase and maintenance. Additionally, the Telephone Authority helps fund the Sheriff's managed and staffed 911 call center. The Telephone Authority funding is provided by telephone surcharges determined by the BOCC and collected and remitted primarily by CenturyLink. Additional funding may be provided at the BOCC's discretion. Members of the Telephone Authority Board are appointed by the BOCC. This Board sets the annual budget required by the Department of Local Affairs, Division of Local Government. The Park County E-911 Authority does not prepare separate financial statements.

Government-Wide and Fund Financial Statements

The government-wide financial statements (i.e., the statement of net position and the statement of activities) report information on the nonfiduciary activities of the County. The effect of Interfund activity has for the most part been eliminated in the statement of activities. However, the effect of Interfund services provided and used is not eliminated in the statement of activities. *Governmental activities*, which normally are supported by taxes and intergovernmental revenues, are reported separately from *business-type activities*, which rely to a significant extent on fees and charges for support.

The statement of activities demonstrates the degree to which the direct expenses of the given function or segments are offset by program revenues. *Direct expenses* are those that are clearly identifiable with a specific function or segment.

PARK COUNTY, COLORADO

NOTES TO FINANCIAL STATEMENTS

December 31, 2022

NOTE 1: SUMMARY OF SIGNIFICANT ACCOUNTING POLICIES (Continued)

Government-Wide and Fund Financial Statements (Continued)

Program revenues include 1) charges to customers or applicants who purchase, use, or directly benefit from goods, services, or privileges provided by a given function or segment and 2) grants and contributions that are restricted to meeting the operational or capital requirements of a particular function or segment. Taxes and other items not properly included among program revenues are reported instead as *general revenues*.

Separate financial statements are provided for governmental funds and proprietary funds. Major individual governmental funds are reported as separate columns in the fund financial statements.

Measurement Focus, Basis of Accounting, and Financial Statement Presentation

The government-wide financial statements are reported using the *economic resources measurement focus* and the *accrual basis of accounting*, as are the proprietary fund financial statements. Revenues are recorded when earned and expenses are recorded when the liability is incurred, regardless of the timing of related cash flows. Property taxes are recognized as revenues in the year for which they are levied. Grants and similar items are recognized as revenue as soon as all eligibility requirements imposed by the provider have been met.

Governmental fund financial statements are reported using the current *financial resources measurement focus* and the *modified accrual basis of accounting*. Revenues are recognized as soon as they are both measurable and available. Revenues are considered *available* when they are collected within the current period or soon enough thereafter to pay liabilities of the current period. For this purpose, the County considers revenues to be available if they are collected within 60 days of the end of the current fiscal period except for grants which are deemed available if collected within the next fiscal year.

Property taxes, specific ownership taxes, grants, and interest associated with the current fiscal period are all considered to be susceptible to accrual and so have been recognized as revenues of the current fiscal period. All other revenue items are considered measurable and available only when cash is received by the County.

Expenditures generally are recorded when a liability is incurred, as under accrual accounting. However, debt service expenditures, as well as expenditures related to compensated absences, are recorded only when payment is due.

Proprietary funds distinguish operating revenues and expenses from nonoperating items. Operating revenues and expenses generally result from providing services and producing and delivering goods in a proprietary fund's principal ongoing operations. Operating expenses for enterprise funds include the cost of sales and services, administrative expenses, and depreciation on capital assets. All revenues and expenses not meeting this definition are reported as nonoperating revenues and expenses.

When both restricted and unrestricted resources are available for use, it is the County's practice to use restricted resources first, then unrestricted resources as they are needed.

PARK COUNTY, COLORADO

NOTES TO FINANCIAL STATEMENTS

December 31, 2022

NOTE 1: SUMMARY OF SIGNIFICANT ACCOUNTING POLICIES (Continued)

Measurement Focus, Basis of Accounting, and Financial Statement Presentation (Continued)

In the fund financial statements, the County reports the following major governmental funds:

The *General Fund* is the County's primary operating fund. It accounts for all financial resources of the County, except those required to be accounted for in another fund.

The *Public Works Fund* accounts for the County's share of State revenues that are legally restricted for the maintenance of highways and roads within the County's boundaries and to account for property taxes and other revenues restricted for highway and road purposes.

The *Human Services Fund* administers the County's State and Federal revenues that are restricted for providing of health and human services to the residents of the County.

The *Sales Tax Trust Fund* collects sales taxes that are restricted for providing funding related to land and water conservation measures for the County.

The *ARPA Fund* includes funding and expenditures related to the Coronavirus State and Local Fiscal Recovery Funds which represents direct federal funding and are generally restricted in nature.

Additionally, the County reports the following non-major fund types:

The County maintains six non-major special revenue funds 1) *Conservation Trust Fund*, 2) *Grant Fund*, 3) *Employee Retirement Fund*, 4) *Sheriff's Seizure Program Fund*, 5) *E-911 Authority Fund* and 6) *1041 Fee Fund*. The *Capital Projects Fund* utilizes debt proceeds and funding from other County funds to construct major facilities for the County. The *Debt Service Fund* is utilized for the disposition of the Certificate of Participation related to the County administration building.

The *Internal Service Funds* are used to account for the partially self-insured health insurance program for County employees and the administration of the County's fleet of vehicles. These services are provided to other County funds and departments on a cost reimbursement basis.

The *Custodial Funds* are fiduciary in nature and present changes in fiduciary net position. Custodial Funds are accounted for using the *economic resources measurement focus* and the *accrual basis of accounting*. These funds are used to account for assets that the County holds for others in a fiduciary capacity (e.g., taxes collected by the Treasurer, fees and taxes collected by the Clerk and Recorder for the benefit of other governments, amounts held by the Sheriff's Office and the County Extension and Public Trustee activities).

Investments

Investments in securities are carried at fair value or net asset value. Unrealized gains or losses resulting from changes in fair value between January 1 and December 31 are recognized as a component of interest income. Realized gains or losses on securities included in the investment portfolio are recognized only when related security is sold prior to the stated maturity. Certain investments are restricted for debt service and capital projects.

PARK COUNTY, COLORADO
NOTES TO FINANCIAL STATEMENTS
December 31, 2022

NOTE 1: SUMMARY OF SIGNIFICANT ACCOUNTING POLICIES (Continued)

Receivables

Receivables are reported net of an allowance for uncollectible accounts. The County believes that all current receivables are collectible.

Interfund Receivables and Payables

During the course of operations, numerous transactions occur between individual funds. The resulting receivables and payables are classified on the balance sheet as *due from other funds* and *due to other funds* because they are short-term in nature.

Inventories

Inventories consist of supplies for the County's use and are carried at cost using the first-in, first-out method. Inventories are reported net of an allowance for obsolescence.

Capital Assets

Capital assets, which include property and equipment, are reported in the applicable governmental or business-type activities columns in the government-wide financial statements. Capital assets are defined by the County as assets with an initial, individual cost of more than \$5,000 and an estimated useful life more than one year. Such assets are recorded at acquisition cost or estimated acquisition cost if purchased or constructed. Donated capital assets are recorded at estimated acquisition cost at the date of donation.

The costs of normal maintenance and repairs that do not add to the value of the asset or materially extend assets' lives are not capitalized. Property and equipment of the County is depreciated using the straight-line method over the following estimated useful lives:

Land Improvements	15 years
Buildings and Improvements	20 - 40 years
Roads	50 years
Equipment	3 - 10 years
Vehicles	5 years

Compensated Absences

Employees of the County accumulate unused vacation time at the rate of 4 hours per month at their time of hire until the completion of one year of service. Subsequently, an employee will earn 8 hours per month for one year through five years of service, 12 hours per month for six through fourteen years of service, and 16 hours per month for fifteen or more years of service. An employee may accrue up to the maximum amount which is 96 hours, 144 hours and 192 hours for the three levels of experience as noted above.

Employees accrue paid sick leave at the rate of 4 hours per month at their time of hire until the completion of one year of service. Subsequently, employees will earn 8 hours of paid sick leave until the maximum accrual amount of 480 hours is reached. As sick leave does not vest, no liability is recorded.

PARK COUNTY, COLORADO

NOTES TO FINANCIAL STATEMENTS

December 31, 2022

NOTE 1: SUMMARY OF SIGNIFICANT ACCOUNTING POLICIES (Continued)

Grant Funds Received in Advance

Grant funds received in advance consist of advances received on grants that are recognized as revenue when the terms of the grant are fulfilled.

Deferred Outflows/Inflows of Resources

In addition to assets, the statement of financial position will sometimes report a separate section for deferred outflows of resources. This separate financial statement element, *deferred outflows of resources*, represents a consumption of net position that applies to future periods and so will *not* be recognized as an outflow of resources (expense/ expenditure) until then.

In addition to liabilities, the statement of financial position will sometimes report a separate section for deferred inflows of resources. This separate financial statement element, *deferred inflows of resources*, represents an acquisition of net position that applies to future periods and so will *not* be recognized as an inflow of resources (revenue) until that time. Deferred inflows of resources include property taxes earned but levied for a subsequent period and the recognition of future collections of the long-term note receivable.

Long-Term Obligations

The government-wide financial statements recognize long-term debt and other long-term obligations as liabilities in the governmental activities statement of net position. Bond premiums and discounts are deferred and amortized over the life of the bonds using the straight-line method. Issuance costs, whether, or not withheld from the actual debt proceeds received, are reported as debt service expenditures.

The fund financial statements, governmental fund types recognize bond premiums and discounts, as well as bond issuance costs, during the current period. The face amount of debt issued is reported as other financing sources. Premiums or discounts related to debt issuances are reported as other financing sources while debt issuance costs are reported as debt service expenditures.

Net Position

The government-wide fund financial statements utilize a net position presentation. Net position is categorized as net investment in capital assets, restricted, and unrestricted. Net investment in capital assets is intended to reflect the portion of net position, which is associated with non-liquid, capital assets less outstanding capital asset related debt. The net related debt is the debt less the outstanding liquid assets and any associated unamortized cost. Restricted net position is liquid assets, which have third party limitations on their use. Unrestricted net position represents assets that do not have any third-party limitations on their use.

PARK COUNTY, COLORADO

NOTES TO FINANCIAL STATEMENTS

December 31, 2022

NOTE 1: SUMMARY OF SIGNIFICANT ACCOUNTING POLICIES (Continued)

Fund Balance Classification

The governmental fund financial statements present fund balances based on classifications that comprise a hierarchy that is based primarily on the extent to which the County is bound to honor constraints on the specific purposes for which amounts in the respective governmental funds can be spent. The classifications used in the governmental fund financial statements are as follows:

Nonspendable – This classification includes amounts that cannot be spent because they are either not in a spendable form (such as inventories and prepaid amounts) or are legally or contractually required to be maintained intact.

Restricted – This classification includes amounts for which constraints have been placed on the use of the resources either (a) externally imposed by creditors (such as through a debt covenant), grantors, contributors, or laws or regulations of other governments, or (b) imposed by law through constitutional provisions or enabling legislation. The County has classified Emergency Reserves as being restricted because their use is restricted by State Statute for declared emergencies. The County has classified the balances of the *Public Works Fund*, *Conservation Trust Fund*, the *Sheriff's Seizure Program Fund*, and the *E-911 Authority Fund* as restricted because their use is restricted by State Statute. The County has classified the *Sales Tax Trust Fund* as restricted because its use is restricted through voter approval and the *Debt Service Fund* balance is restricted for the repayment of long-term debt. The unspent debt proceeds related to the *Capital Projects Fund's* COP's issuance are restricted for the construction of additional County facilities. The County has also recognized restrictions in the *General Fund* for unspent funds held for motor vehicle equipment, the Integrated Management program in the *Human Services Fund* and *Grant Funds* which are restricted to specific purposes as outlined in the various grants.

Committed – This classification includes amounts that can be used only for specific purposes pursuant to constraints imposed by formal action of the Board of County Commissioners. These amounts cannot be used for any other purpose unless the Board of County Commissioners removes or changes the specified use by taking the same type of action (ordinance or resolution) that was employed when the funds were initially committed.

This classification also includes contractual obligations to the extent that existing resources have been specifically committed for use in satisfying those contractual requirements. The County has classified the *Grant Fund*, *1041 Fee Fund*, *Retirement Fund* and the *Human Services Fund* as committed as of December 31, 2022.

Assigned – This classification includes amounts the government intends to use for specific purposes that do not meet the criteria to be classified as restricted or committed. For the General Fund, amounts constrained for the intent to be used for a specific purpose has been delegated to the County Chief Administration Officer and Director of Budget and Finance through the budget process which is approved by the Board of County Commissioners.

Unassigned – This classification includes the residual fund balance for the General Fund. The Unassigned classification also includes negative residual fund balance of any other governmental fund that cannot be eliminated by offsetting of assigned fund balance amounts.

PARK COUNTY, COLORADO

NOTES TO FINANCIAL STATEMENTS

December 31, 2022

NOTE 1: SUMMARY OF SIGNIFICANT ACCOUNTING POLICIES (Continued)

Fund Balance Classification (Continued)

When expenditures are incurred for purposes for which both restricted and unrestricted funds are available, the County considers restricted funds to have been spent first. When expenditures are incurred for which committed, assigned, or unassigned fund balances are available, the County considers amounts to have been spent first out of committed funds, then assigned funds, and finally unassigned funds, as needed, unless the Board of County Commissioners has provided otherwise in its commitment or assignment actions.

The County's financial policies recommend that a 3-month reserve of operating expenditures be maintained in the General, Public Works Funds, and the County's share of costs related to the Human Services Fund.

Property Taxes

Property taxes are levied on or before December 15 and attached as an enforceable lien on property on January 1. Taxes are payable in full on April 30 or in two installments on February 28 and June 15. The County Treasurer's office collects property taxes and remits them on a monthly basis. Unpaid amounts and the accrued interest thereon become delinquent on June 16.

Since property tax revenues are levied to support expenditures of the succeeding year, a receivable and corresponding unavailable property tax revenue shown as deferred inflow of resources was recorded as of December 31.

GASB Statements Implemented for the Year Ended December 31, 2022

The County implemented GASB Statement 87 Leases during the current fiscal year. This Statement increases the usefulness of governments' financial statements by requiring recognition of certain lease assets and liabilities for leases that previously were classified as operating leases and recognize inflows or outflows of resources based on the payment provisions of the contract. It establishes a single model for lease accounting based on the foundation principle that leases are financing for the right to use an underlying asset. As more fully described in Note 5 to the financial statements, the County as a lessee is required to recognize a liability and an intangible right to use lease asset. The Lessor is required to recognize a lease receivable and a deferred inflow of resources, thereby enhancing the relevance and consistency of information about a government's leasing activities.

The adoption of GASB 87 resulted in a restatement of beginning balances of right to use assets, accumulated amortization of the right to use asset, and leases payable. On January 1, 2022, the County reclassified capital assets with a net book value of approximately \$559,000 included in the Fleet Fund to Right to use assets with a value of approximately \$497,000. The lease liability was increased by approximately \$15,000. The changes resulted in a decrease of the net position of the Fleet Fund of \$44,209 as of January 1, 2022. In addition, capital assets with a net book value of approximately \$1,082,000 were reclassified to Right to use assets with a value of approximately \$699,000 and accrued liabilities were reduced by approximately \$8,000. The result was a reduction of the County's net position as of January 1, 2022, of \$435,140.

Statement of Cash Flows

For purposes of the statement of cash flows, the County considers all highly liquid investments (including restricted assets) with a maturity of three months or less when purchased to be cash equivalents.

PARK COUNTY, COLORADO

NOTES TO FINANCIAL STATEMENTS

December 31, 2022

NOTE 1: SUMMARY OF SIGNIFICANT ACCOUNTING POLICIES (Continued)

Comparative Data

Comparative total data for the prior year has been presented in the accompanying financial statements to provide an understanding of changes in the County's financial position and operations. However, complete comparative data in accordance with generally accepted accounting principles has not been presented since its inclusion would make the financial statements unduly complex and difficult to read.

Data in these columns do not present financial position or results of operations in conformity with generally accepted accounting principles. Neither is such data comparable to a consolidation. Interfund eliminations have not been made in the aggregation of this data.

Certain prior year amounts have been reclassified to conform to the current year presentation.

Budgetary Basis of Accounting

Prior to October 15, the County Administrator submits to the County Commissioners a proposed operating budget for the fiscal year commencing the following January 1. The budget includes the proposed expenditures of all funds and the means of financing them.

A public hearing is conducted to obtain taxpayer comments.

The operating budget includes proposed expenditures/expenses and the means of financing them. Public hearings are conducted in the county to obtain comments. On or before December 22, the County must certify the mill levy. However, prior to certifying the mill levy, budgets by fund are legally enacted through passage of an appropriation resolution.

Budgets for governmental funds are adopted on a basis consistent with accounting principles generally accepted in the United States of America. Budgets are legally adopted for all governmental funds annually through a Budget Resolution.

Budgets for proprietary funds are adopted on a basis consistent with accounting principles generally accepted in the United States of America, except that the County includes debt service principal and interest payments and capital outlay.

The Board of County Commissioners must approve transfers between funds or increases to a fund's budget. Formal budgetary integration is employed as a management control device during the year for the General Fund, Special Revenue Funds, Debt Service Fund, Capital Projects Fund, and Proprietary Funds. For budgetary purposes, all unexpended appropriations lapse at year-end.

The County made the following budget amendments for the year ended December 31, 2022.

Debt Service Fund	\$	200
Grant Fund		226,542
Human Services Fund		87,251
Capital Projects Fund		97,500
		<hr/>
	\$	411,493

The Fleet Fund and Capital Projects Fund expenditures exceeded their approved appropriations for the year ended December 31, 2022, which may be a violation of the Colorado Budget Law.

PARK COUNTY, COLORADO

NOTES TO FINANCIAL STATEMENTS

December 31, 2022

NOTE 2: CASH AND INVESTMENTS

A summary of the primary government cash and investments as of December 31, 2022, follows:

Petty Cash	\$ 4,835
Cash on Hand	24,814
Deposits with Financial Institutions	1,695,955
Investments	<u>26,103,070</u>
Total	<u>\$ 27,828,674</u>

The above amounts are classified in the financial statements as follows:

Governmental activities - unrestricted	\$ 27,395,982
Governmental activities - restricted	234
Statement of Fiduciary Net Position	<u>432,458</u>
Total	<u>\$ 27,828,674</u>

Deposits

Custodial Credit Risk – Deposits

Custodial credit risk is the risk that in the event of a bank failure, the government's deposits may not be returned to it. The Colorado Public Deposit Protection Act (PDPA) requires that all units of local government deposit cash in eligible public depositories. Eligibility is determined by state regulations. As of December 31, 2022, State regulatory commissioners have indicated that all financial institutions holding deposits for the County are eligible public depositories. Amounts on deposit in excess of federal insurance levels must be collateralized by eligible collateral as determined by the PDPA.

PDPA allows the financial institution to create a single collateral pool for all public funds held. The pool is to be maintained by another institution or held in trust for all the uninsured public deposits as a group. The fair value of the collateral must be at least equal to 102% of the uninsured deposits. The County has no policy regarding custodial credit risk for deposits.

As of December 31, 2022, the County had deposits with financial institutions with a carrying amount of \$1,695,955. The bank balances with the financial institutions were \$2,031,903. Of these balances, \$500,000 was covered by federal depository insurance and \$1,531,903 was covered by collateral held by authorized escrow agents in the financial institutions name (PDPA).

The State Bank Commissioner is required by statute to monitor the naming of eligible depositories and reporting of the uninsured deposits and assets maintained in the collateral pools.

Investments

The County categorizes its investment's fair value measurement within the fair value hierarchy established by generally accepted accounting principles. The hierarchy is based on the valuation inputs used to measure the fair value of the asset. Level 1 inputs are quoted prices in active markets for identical assets and level 2 inputs are significant other observable inputs; Level 3 inputs are significant unobservable inputs.

PARK COUNTY, COLORADO

NOTES TO FINANCIAL STATEMENTS

December 31, 2022

NOTE 2: CASH AND INVESTMENTS (Continued)

Investments (Continued)

The County has the following recurring fair value measurements as of December 31, 2022:

Certificates of Deposit of \$199,156 are valued using benchmarking and matrix pricing (Level 2 inputs).

U.S. Government Bonds are valued using benchmarking and matrix pricing (Level 2 inputs).

Local government investment pool of \$20,524,035, are valued at net asset value per share as determined by the pool.

As of December 31, 2022, the County has the following investments:

	Fair Value	Investment Maturity (Years)	
		Less than One Year	1-5 Years
U.S. Government bonds	\$ 5,379,879	\$ 234	\$ 5,379,645
Certificates of deposit	199,156	-	199,156
Colotrust	20,524,035	20,524,035	-
Total	\$ 26,103,070	\$ 20,524,269	\$ 5,578,801

Interest Rate Risk

The County has a formal investment policy that limits investment maturities as a means of managing its exposure to fair value losses arising from increasing interest rates. Investments are limited to a maturity date not exceeding five years unless otherwise approved in writing by the Board of County Commissioners. The County shall maintain at least 25% of its total investment portfolio in instruments maturing in 120 days or less.

Credit Risk

Colorado statutes specify in which instruments the units of local government may invest which includes:

- Obligations of the United States, certain U.S. government agency securities and World Bank
- Certain international agency securities
- General obligation and revenue bonds of U.S. local government entities
- Certain certificates of participation
- Certain securities lending arrangements
- Bankers' acceptances of certain banks
- Commercial paper
- Written repurchase agreements collateralized by certain authorized securities
- Certain money market funds
- Guaranteed investment contracts
- Local government investment pools

The above investments are authorized for all funds and fund types used by Colorado governments. The Government Agency securities have a rating of AA+ from Standard and Poor. The County's investment policy is in line with the Colorado State Statutes.

PARK COUNTY, COLORADO

NOTES TO FINANCIAL STATEMENTS

December 31, 2022

NOTE 2: CASH AND INVESTMENTS (Continued)

Investments (Continued)

The County invests in funds in the Colorado Government Liquid Asset Trust (COLOTRUST); an investment vehicle established for local government entities in Colorado to pool surplus funds (pool). The State Securities Commissioner administers and enforces all State statutes governing the pool. The pool operates similarly to a money market fund and each share is equal in value to \$1.00. The pool offers shares in two portfolios, COLOTRUST PRIME and COLOTRUST PLUS+.

Both portfolios may invest in U.S. Treasury securities and repurchase agreements collateralized by U.S. Treasury securities. COLOTRUST PLUS+ may also invest in certain obligations of the U.S. government agencies, highest rated commercial paper and repurchase agreements collateralized by certain obligations of the U.S. government agencies. A designated custodial bank serves as custodian for the pool's portfolios pursuant to a custodian agreement. The custodian acts as safekeeping agent for the pool's investment portfolios and provides services as the depository in connection with direct investments and withdrawals. The custodian's internal records segregate investments owned by the Trust. COLOTRUST places no restrictions or limitations on withdrawals. COLOTRUST is rated AAAM by Standards & Poor's and had a weighted average to reset of 27 days and final maturity of 77 days as of December 31, 2022. COLOTRUST funds are valued at NAV rather than by level. There are no unfunded commitments, the redemption frequency is daily and there is no redemption notice period.

Restricted Cash

The County's restricted cash position of \$234 is comprised of unspent bond proceeds for the County's 2016 Certificates of Participation.

NOTE 3: LONG-TERM RECEIVABLE

The County entered a long-term land lease agreement with Indian Mountain Metropolitan District in 2018, which provided that the County would lease the property from the District for \$210,000. The District would provide rental payments to the County in the amount of \$42,000 per year over 5 years plus 2% interest annually on the outstanding balance. The final payment was due on January 1, 2023. The final payment was made in 2022.

PARK COUNTY, COLORADO

NOTES TO FINANCIAL STATEMENTS

December 31, 2022

NOTE 4: CAPITAL ASSETS

Capital assets activity for the year ended December 31, 2022 is summarized below:

	Restated Balance 1/1/22	Additions	Deletions	Balance 12/31/22
Governmental Activities				
Capital Assets, not depreciated				
Land	\$ 6,571,530	\$ -	\$ -	\$ 6,571,530
Easements	199,975	-	-	199,975
Water Rights	153,585	-	-	153,585
Construction in Progress	106,869	19,218	(100,463)	25,624
	<u>7,031,959</u>	<u>19,218</u>	<u>(100,463)</u>	<u>6,950,714</u>
Capital Assets				
Roads	1,033,198	-	-	1,033,198
Buildings	26,536,967	-	-	26,536,967
Improvements	2,594,189	324,321	-	2,918,510
Broadband Infrastructure	2,630,753	-	-	2,630,753
Office and Small Equipment	4,423,856	201,729	(132,419)	4,493,166
Road Equipment	11,750,000	277,616	(623,991)	11,403,625
Vehicles	4,712,605	-	(267,590)	4,445,015
Fleet Vehicles	1,535,436	-	(295,810)	1,239,626
Total Capital Assets				
Depreciated	<u>55,217,004</u>	<u>803,666</u>	<u>(1,319,810)</u>	<u>54,700,860</u>
Less Accumulated Depreciation				
Roads	327,375	23,863	-	351,238
Buildings	10,493,853	587,065	-	11,080,918
Improvements	1,074,991	114,697	-	1,189,688
Broadband Infrastructure	273,796	263,075	-	536,871
Office and Small Equipment	3,884,408	154,393	(132,419)	3,906,382
Road Equipment	9,790,219	329,806	(623,991)	9,496,034
Vehicles	4,355,453	138,255	(262,870)	4,230,838
Fleet Vehicles	1,326,308	71,313	(290,876)	1,106,745
Total Accumulated Depreciation	<u>31,526,403</u>	<u>1,682,467</u>	<u>(1,310,156)</u>	<u>31,898,714</u>
Total Capital Assets, Depreciated, net	<u>23,690,601</u>	<u>(878,801)</u>	<u>(9,654)</u>	<u>22,802,146</u>
Governmental Activities, Capital Assets, Net	<u>\$ 30,722,560</u>	<u>\$ (859,583)</u>	<u>\$ (110,117)</u>	<u>\$ 29,752,860</u>

PARK COUNTY, COLORADO

NOTES TO FINANCIAL STATEMENTS

December 31, 2022

NOTE 4: CAPITAL ASSETS (Continued)

Right to use assets activity for the year ended December 31, 2022 is summarized below:

	Restated Balance 1/1/22	Additions	Deletions	Balance 12/31/22
Right to Use Assets				
Equipment	\$ 1,195,754	\$ 1,032,184	\$ -	\$ 2,227,938
Less Accumulated Amortization Equipment	-	360,648	-	360,648
Total Right to Use Assets, Amortized, net	<u>1,195,754</u>	<u>671,536</u>	<u>-</u>	<u>1,867,290</u>

2022 depreciation and amortization expense were charged to functions/programs of the County as follows:

	<u>Depreciation</u>	<u>Amortization</u>
Governmental Activities		
General Government	\$ 715,847	\$ 20,271
Public Safety	241,471	45,770
Public Works	520,622	41,163
Health and Welfare	64,473	-
Culture and Recreation	68,741	-
Internal Services - Fleet	71,313	253,444
Total	<u>\$ 1,682,467</u>	<u>\$ 360,648</u>

PARK COUNTY, COLORADO

NOTES TO FINANCIAL STATEMENTS

December 31, 2022

NOTE 5: LONG-TERM DEBT

Governmental Activities

Following is a summary of long-term debt transactions for the governmental activities for the year ended December 31, 2022.

	Restated Balance 1/1/22	Additions	Payments	Balance 12/31/22	Due in One Year
Certificates of Participation	\$ 4,420,000	\$ -	\$ 200,000	\$ 4,220,000	\$ 225,000
Unamortized Premium	397,634	-	26,509	371,125	26,509
CO SIB Loan	300,714	-	57,210	243,504	58,640
Finance Obligations	257,922	-	106,910	151,012	105,404
Lease Liability	1,195,754	1,032,184	590,864	1,637,074	702,855
Pollution Remediation Costs	1,975,000	-	198,000	1,777,000	198,000
Compensated Absences	347,694	453,330	426,249	374,775	125,000
Total	\$ 8,894,718	\$ 1,485,514	\$ 1,605,742	\$ 8,774,490	\$ 1,441,408

The County issued \$5,115,000 of certificates of participation in 2016 to provide funds for the expansion of the County's administration facility. The Certificates have a stated interest rate ranging from 2.0% to 5.0% per annum and are payable semi-annually on June 1 and December 1. Principal payments are due annually on December 1, through 2036. The certificates of participation are collateralized by a lease agreement between the County and UMB Bank. The agreement allows bond holders access to various County properties if the County defaults on the agreement.

Annual debt service requirements for the outstanding COP's as of December 31, 2022 are as follows:

Year Ended December 31,	Principal	Interest	Total
2023	\$ 225,000	\$ 195,775	\$ 420,775
2024	235,000	186,775	421,775
2025	245,000	177,375	422,375
2026	255,000	167,575	422,575
2027	265,000	157,375	422,375
2028-2032	1,505,000	596,525	2,101,525
2033-2036	1,490,000	190,750	1,680,750
Total	\$ 4,220,000	\$ 1,672,150	\$ 5,892,150

PARK COUNTY, COLORADO

NOTES TO FINANCIAL STATEMENTS

December 31, 2022

NOTE 5: LONG-TERM DEBT (Continued)

The County has entered into a loan agreement with the Colorado Department of Transportation Colorado State Infrastructure Bank (CO SIB) revolving fund in the amount of \$566,500 as the County's share of a road construction project. The terms of the agreement call for annual principal and interest payments in the amount of \$64,728 beginning in January 2017 through January 2026. The note bears interest at the rate of 2.50% to be paid from revenues of the Public Works Fund.

Annual debt service requirements for the outstanding SIB revolving loan fund as of December 31, 2022 are as follows:

Year Ended December 31,	<u>Principal</u>	<u>Interest</u>	<u>Total</u>
2023	\$ 58,640	\$ 6,088	\$ 64,728
2024	60,106	4,622	64,728
2025	61,609	3,119	64,728
2026	<u>63,149</u>	<u>1,579</u>	<u>64,728</u>
Total	<u>\$ 243,504</u>	<u>\$ 15,408</u>	<u>\$ 258,912</u>

The County currently has a financing lease agreement related to the acquisition of small equipment which fell below the County's capitalization limits and certain prepaid maintenance costs. The obligations are paid from revenues of the General Fund and E-911 Fund. The obligations include interest recognized of approximately 2.00% per annum. The obligation matures in 2024

Future Debt Service Requirements

Annual debt service requirements for the outstanding financing leases as of December 31, 2022 are as follows:

Year Ended December 31,	
2023	\$ 107,447
2024	<u>45,862</u>
	153,309
Less amount representing interest	<u>(2,297)</u>
	<u>\$ 151,012</u>

The county is the lessee for certain leases of equipment. The County recognizes a lease liability and an intangible right to use lease asset in the government-wide financial statements. At the commencement of the lease, the County initially measures the lease liability at the present value of payments expected to be made during the lease term including any purchase option price that the County is reasonably certain to exercise. Subsequently, the lease liability is reduced by the principal portion of the lease payments made. The right to use assets are initially measured as the initial amount of the lease liability, adjusted for lease payments made at or before the lease commencement to date, plus certain initial direct costs.

PARK COUNTY, COLORADO

NOTES TO FINANCIAL STATEMENTS

December 31, 2022

NOTE 5: LONG-TERM DEBT (Continued)

Subsequently, the lease asset is amortized on a straight-line basis over the lease period. Lease related amortization expense of \$158,066 was recorded for the year ended December 31, 2022. The County will remeasure the lease and liability if certain changes occur that are expected to significantly affect the amount of the lease liability. The right to use assets are reported with other capital assets and lease liabilities are reported with long-term debt in the Statement of Position.

The County currently has ten right to use assets lease agreements. The leases are paid from revenues of the General Fund, Public Works Fund, Human Services, E-911 Fund and Fleet Fund. The leases include interest recognized between 3.21% and 5.15% per annum. The leases mature in 2023 and 2027. Vehicles and equipment in the approximate amount of \$2,228,000 were acquired under right to use leases have been capitalized in the government-wide financial statements. Accumulated amortization of approximately \$361,000 has been recognized on those assets.

Future Debt Service Requirements

Annual debt service requirements for the outstanding right to use leases at December 31, 2022 are as follows:

Year Ended December 31,	
2023	\$ 762,775
2024	416,711
2025	330,391
2026	186,818
2027	<u>60,661</u>
	1,757,356
Less amount representing interest	<u>(120,282)</u>
	<u><u>\$ 1,637,074</u></u>

Pollution Remediation Costs

The County had been in negotiations with the Colorado Department of Public Health and Environment over the past several years related to the County's landfill which was closed two decades ago as part of the County's implementation of the Title D requirements.

In December 2016, the County was informed by the Colorado Department of Health and Environment of a potential issue noted in the October site well sampling related to its previously closed landfill. The County submitted a proposed Work Plan for Off-Site Groundwater Investigation, Closed Fairplay Landfill on May 7, 2017 and updated the plan on June 8, 2017 to the Colorado Department of Health and Environment. That plan was approved by the Colorado Department of Health and Environment on June 15, 2017. The County also submitted the Perimeter Explosive Gas Monitoring, Closed Fairplay Landfill on March 19, 2017 and received approval for that plan. The plan calls for installing monitor probes and performing monitoring of possible explosive gas from the closed landfill three times a year.

In October of 2018, the County and Colorado Department of Health and Environment agreed on and signed a Compliance Order on Consent, whereby the County would test water flows and monitor water quality over approximately 15 years to determine if there was any effect on the water quality within the surrounding area of the closed landfill.

The County along with environmental engineers have estimated the costs to monitor the site over the next 10 to 15 years for current and/or any additional sampling to be \$2,441,000. This has been recognized as part of the County's Long-Term Obligations.

PARK COUNTY, COLORADO

NOTES TO FINANCIAL STATEMENTS

December 31, 2022

NOTE 5: LONG-TERM DEBT (Continued)

Pollution Remediation Costs (Continued)

Although other governmental entities may be named as Potential Responsible Parties related to the obligations, the County has not reduced any of its estimated obligations related to potential environmental issues.

The amounts recognized currently are estimates based on current expectations which is subject to change based on future information or requirements and are expected to be paid from the Sales Tax Trust Fund.

Compensated absences are expected to be paid by revenues generated by the General, Public Works and Human Services Funds.

NOTE 6: INTERFUND AMOUNTS

Transactions between the various funds of the County can result in receivables and payables at year-end. The sum of all balances presented in the following table agrees with the sum of interfund balances presented in the balance sheets for governmental funds and statement of net position for the proprietary funds. The balances are generally expected to be repaid within one year.

Interfund due to/from as of December 31, 2022, were comprised of the following:

	Due From	Due To
	<hr/>	<hr/>
General Fund	\$ 3,478,095	\$ 1,756,643
Public Works Fund	43,553	119,519
ARPA Fund	16,935	15,171
Grant Fund	281,367	1,570,198
Debt Sevice Fund	-	2,000
E-911 Fund	86,148	265,667
Sheriff's Seizure Fund	-	8,000
Conservation Trust Fund	1,353	111,709
Human Services Fund	63,632	131,486
Capital Projects Fund	-	30,000
Retirement Fund	94,189	58
Fleet Fund	1,359,693	1,440,250
Fee Fund	13,016	-
Risk Management Fund	125,066	112,346
	<hr/>	<hr/>
Total	\$ 5,563,047	\$ 5,563,047
	<hr/>	<hr/>

PARK COUNTY, COLORADO

NOTES TO FINANCIAL STATEMENTS

December 31, 2022

NOTE 6: INTERFUND AMOUNTS (Continued)

Interfund transfers as of December 31, 2022, were comprised of the following:

Transfers to:	Transfers from:	
	Transfer In	Transfer Out
General Fund	\$ -	\$ 1,541,000
Capital Projects Fund	20,000	-
Debt Service Fund	414,000	-
Fleet fund	507,000	-
Risk Management Fund	600,000	-
Total	\$ 1,541,000	\$ 1,541,000

Transfers were made from the General Fund to provide resources for debt service requirements, capital projects, Fleet additions and additional insurance claims in the Risk Management Fund.

NOTE 7: RISK MANAGEMENT

The County is exposed to various risks of loss related to torts; theft of, damage to, and destruction of assets; errors and omissions; injuries to employees; and natural disasters. The County has acquired commercial coverage for these risks and claims, if any, which are not expected to exceed the commercial insurance coverage. The County has addressed these risks in the following manner:

1. County Workers' Compensation Pool

The County is exposed to various risks of loss related to injuries of employees while on the job. The County purchases commercial workman's compensation insurance from Pinnacol Assurance, a quasi-public authority of the State of Colorado. Settled claims resulting from these risks have not exceeded coverage in any of the past five years and coverage limits remain unchanged from the prior year.

2. Colorado Counties Casualty and Property Pool

The County is exposed to various risks of loss related to property and casualty losses. The County has joined together with other counties in the State of Colorado to form the Colorado Counties Casualty and Property Pool ("CAPP"), a public entity risk pool which currently operates as a common risk management and insurance program for member counties. The County pays an annual contribution to CAPP for its property and casualty insurance coverage. The intergovernmental agreement of formulation of CAPP provides that the Pool will be financially self-sustaining through member contributions and additional assessments, if necessary, and the Pool will purchase excess insurance through commercial companies for members' claims in excess of a specified self-insured retention, which is determined each policy year.

PARK COUNTY, COLORADO

NOTES TO FINANCIAL STATEMENTS

December 31, 2022

NOTE 7: RISK MANAGEMENT Continued

3. Self-Insurance Plan

The County has established a self-insured health benefit plan. The plan is administered by BlueCross/Blue Shield of Colorado and is funded through a combination of employee contributions and contributions made by the County. Claims are paid from funds accumulated through these contributions. Under the terms of contract with Blue Cross/ Blue Shield the plan has a stop-loss coverage for individual occurrences in excess of \$100,000 and becomes fully insured at any time claims exceed 110% of the retained premiums of the plan.

The claims liability account is based on actual claims paid subsequent to year-end.

Changes in the claim's liability amounts in 2022 are as follows:

Balance January 1,	\$ 309,690
Claims and Changes in estimates	1,713,096
Claims paid	<u>(1,956,745)</u>
Balance December 31	<u>\$ 66,041</u>

NOTE 8: RETIREMENT COMMITMENTS

Employee's Pension Plan

The County contributes to a multiple employer defined contribution retirement plan administered by the Colorado Retirement Association (CRA). Every employee who is employed by the County for more than one year is eligible to participate in the Plan. Both the County and the employee contribute 3% of the employee's base salary. Plan provisions are established and may be amended by County Commissioners. The County Commissioners set and change the contribution rates to the plan.

Participants vest in employer contributions and in earnings, losses, and changes in fair market value of Plan assets at a rate of 20% for each full twelve months of participating in the Plan. Participants are immediately vested in their own contributions and earnings. Unvested employer contributions forfeited at termination revert to the County and are used to reduce current contributions.

Employer contributions are funded by governmental funds. The County's contributions for 2022 were \$283,759 on a base salary of \$9,458,633 which was reduced by forfeitures of 21,532. Employee contributions amounted to \$283,759. The fair value of the assets held by CRA was \$7,021,820 as of December 31, 2022.

PARK COUNTY, COLORADO

NOTES TO FINANCIAL STATEMENTS

December 31, 2022

NOTE 9: COMMITMENTS AND CONTINGENCIES

Claims and Judgments

The County participates in a number of federal and state programs that are fully or partially funded by grants received from other governmental units. Expenditures financed by grants are subject to audit by the appropriate grantor government. If expenditures are disallowed due to noncompliance with grant program regulations, the County may be required to reimburse the grantor government. As of December 31, 2022, significant amounts of grant expenditures have not been audited but the County believes that disallowed expenditures, if any, based on subsequent audits will not have a material effect on the overall financial position of the County.

Tabor Amendment

Colorado voters passed an amendment to the State Constitution, Article X, Section 20, which has several limitations, including revenue raising, spending abilities, and other specific requirements of state and local government. In November 1995, voters within the County approved the collection, retention and expenditure of grants and revenues generated from the operation of the jail commencing on January 1, 1995, and subsequent years.

In November 1998, voters within the County approved the collection, retention and expenditure of interest and investment earnings, revenue from federal, other local and district governmental entities commencing on January 1, 1999, and subsequent years. The County has established an emergency reserve, representing 3% of qualifying expenditures, as required by the Amendment. As of December 31, 2022, the emergency reserve of \$763,000 was recorded as a reservation of Fund Balance in the General Fund.

TABOR is complex and subject to judicial interpretation. The County believes it is in compliance with the requirements of TABOR. However, the County has made certain interpretations in TABOR's language in order to determine its compliance and as a result of those calculation may have exceeded allowable revenue limits for fiscal years 2020 and 2021.

The County may have exceeded its property tax revenue limit by approximately \$69,000 and \$52,000 for the years ended December 31, 2020, and 2021 respectively. The County may have also exceeded its overall revenue limits by approximately \$403,000 and \$309,000 for the years ended December 31, 2020, and 2021 respectively. At the time of this report, the County is considering options regarding a possible refund or ballot initiative.

Litigation

The County is involved in various lawsuits. The outcome of this litigation cannot be determined at this time. A loss contingency has not been recorded for any of the claims.

Contract Commitments

The County has three employment agreements with senior management officials which would require severance payments of approximately \$202,000 if the employees were requested to leave without cause.

PARK COUNTY, COLORADO

NOTES TO FINANCIAL STATEMENTS

December 31, 2022

NOTE 10: Cash Flow Information

The County's Fleet Fund acquired Right to use assets with a value of \$924,299 through the issuance of lease obligations in the same amount.

NOTE 11: SUBSEQUENT EVENTS

The County is expected to receive a final payment of \$563,490.87 of federal aid related to the Local Assistance and Tribal Consistency Funds. The first payment of the same amount was received in 2022.

The County executed a Non-Exclusive License and Use Agreement for electric vehicle chargers at Park County Bailey Offices with CORE Electric Cooperative for a term of 5 years with a base payment of \$0 (zero) dollars.

The County received a donation in the amount of \$625,000 from the Estate of Jane Gilsinger. The donation is restricted for the purpose of administrative expenses at the Park County Bailey Library. Subsequently, the County also established a special revenue fund, Bailey Library Fund.

The County awarded a bid in the amount of \$438,250 to construct a Crew Quarters Building. The purpose of this building is to provide bunk house-style quarters for County staff in the emergency services departments, primarily law enforcement.

The County approved a resolution for a ballot question for the 2023 general election related to a 2% lodging tax.

REQUIRED SUPPLEMENTARY INFORMATION

Park County, Colorado
General Fund
Budgetary Comparison Schedule
For the Year Ended December 31, 2022
(With Comparative Actual Amounts for 2021)

	<u>2022</u>			<u>Final Budget</u>	<u>2021</u>
	<u>Original</u>	<u>Final</u>	<u>Actual</u>	<u>Variance</u>	<u>Actual</u>
	<u>Budget</u>	<u>Budget</u>	<u>Actual</u>	<u>Positive</u>	<u>Actual</u>
				<u>(Negative)</u>	
Revenues:					
Property tax	\$ 9,465,016	\$ 9,465,016	\$ 9,557,416	\$ 92,400	\$ 9,063,230
Specific ownership tax	1,250,000	1,250,000	1,097,767	(152,233)	1,197,361
Severance tax	25,000	25,000	770,150	745,150	23,343
PILT	1,700,000	1,700,000	1,953,424	253,424	1,895,511
Other taxes	272,000	272,000	188,218	(83,782)	301,116
Licenses and permits	1,141,454	1,141,454	1,315,224	173,770	1,248,236
Intergovernmental	565,243	565,243	802,896	237,653	630,415
Fines and forfeitures	140,250	140,250	196,608	56,358	125,065
Charges for services	2,089,642	2,089,642	2,040,956	(48,686)	2,338,232
Investment income (loss)	17,500	17,500	(311,937)	(329,437)	(23,817)
Miscellaneous revenues	53,300	53,300	77,570	24,270	78,982
Total revenues	<u>16,719,405</u>	<u>16,719,405</u>	<u>17,688,292</u>	<u>968,887</u>	<u>16,877,674</u>
Expenditures:					
General government	8,003,696	8,003,696	7,442,071	561,625	6,928,281
Health and welfare	841,628	841,628	863,472	(21,844)	764,053
Public safety	7,216,311	7,216,311	6,815,800	400,511	6,265,159
Culture and recreation	463,222	463,222	596,892	(133,670)	566,367
Judicial - District Attorney	522,939	522,939	463,222	59,717	479,136
Capital outlay	66,000	66,000	115,281	(49,281)	237,357
Debt service:					
Principal	57,628	57,628	153,253	(95,625)	92,098
Interest	-	-	11,645	(11,645)	11,444
Total expenditures	<u>17,171,424</u>	<u>17,171,424</u>	<u>16,461,636</u>	<u>709,788</u>	<u>15,343,895</u>
Excess (deficiency) of revenues over (under) expenditures	<u>(452,019)</u>	<u>(452,019)</u>	<u>1,226,656</u>	<u>1,678,675</u>	<u>1,533,779</u>
Other financing (uses):					
Lease proceeds	-	-	-	-	405,195
Transfers in	684,000	684,000	-	(684,000)	-
Transfers (out)	(1,541,000)	(1,541,000)	(1,541,000)	-	(683,422)
Total other financing (uses)	<u>(857,000)</u>	<u>(857,000)</u>	<u>(1,541,000)</u>	<u>(684,000)</u>	<u>(278,227)</u>
Net change in fund balances	(1,309,019)	(1,309,019)	(314,344)	994,675	1,255,552
Fund balances - January 1	<u>4,953,926</u>	<u>4,953,926</u>	<u>6,694,740</u>	<u>1,740,814</u>	<u>5,439,188</u>
Fund balances - December 31	<u>\$ 3,644,907</u>	<u>\$ 3,644,907</u>	<u>\$ 6,380,396</u>	<u>\$ 2,735,489</u>	<u>\$ 6,694,740</u>

See the accompanying independent auditors' report.

Park County, Colorado
Public Works Fund
Budgetary Comparison Schedule
For the Year Ended December 31, 2022
(With Comparative Actual Amounts for 2021)

	<u>2022</u>			<u>Final Budget</u>	<u>2021</u>
	<u>Original Budget</u>	<u>Final Budget</u>	<u>Actual</u>	<u>Variance Positive (Negative)</u>	<u>Actual</u>
Revenues:					
Property tax	\$ 477,434	\$ 477,434	\$ 445,656	\$ (31,778)	\$ 413,532
Specific ownership tax	53,000	53,000	51,166	(1,834)	54,641
Charges for services	22,000	22,000	36,489	14,489	24,265
Licenses and permits	16,500	16,500	84,906	68,406	22,313
Intergovernmental	5,326,148	5,326,148	5,550,705	224,557	5,810,584
Miscellaneous revenues	-	-	1,040	1,040	9,381
Total revenues	<u>5,895,082</u>	<u>5,895,082</u>	<u>6,169,962</u>	<u>274,880</u>	<u>6,334,716</u>
Expenditures:					
Public works	6,019,401	6,019,401	4,799,723	1,219,678	4,495,946
Capital outlay	300,000	300,000	277,616	22,384	926,450
Debt service:					
Principal	279,989	279,989	265,981	14,008	244,192
Interest	22,484	22,484	16,571	5,913	35,798
Total expenditures	<u>6,621,874</u>	<u>6,621,874</u>	<u>5,359,891</u>	<u>1,261,983</u>	<u>5,702,386</u>
Excess (deficiency) of revenues over (under) expenditures	<u>(726,792)</u>	<u>(726,792)</u>	<u>810,071</u>	<u>1,536,863</u>	<u>632,330</u>
Other financing sources:					
Insurance proceeds	-	-	-	-	14,915
Sale of assets	30,000	30,000	228,600	198,600	364,005
Total other financing sources	<u>30,000</u>	<u>30,000</u>	<u>228,600</u>	<u>198,600</u>	<u>378,920</u>
Net change in fund balances	<u>(696,792)</u>	<u>(696,792)</u>	<u>1,038,671</u>	<u>1,735,463</u>	<u>1,011,250</u>
Fund balances - January 1	<u>5,672,862</u>	<u>5,672,862</u>	<u>6,032,531</u>	<u>359,669</u>	<u>5,021,281</u>
Fund balances - December 31	<u>\$ 4,976,070</u>	<u>\$ 4,976,070</u>	<u>\$ 7,071,202</u>	<u>\$ 2,095,132</u>	<u>\$ 6,032,531</u>

See the accompanying independent auditors' report.

**Park County, Colorado
Human Services Fund
Budgetary Comparison Schedule
For the Year Ended December 31, 2022
(With Comparative Actual Amounts for 2021)**

	<u>2022</u>			Variance Positive (Negative)	<u>2021</u>
	<u>Original Budget</u>	<u>Final Budget</u>	<u>Actual</u>		<u>Actual</u>
Revenues:					
Property tax	\$ 435,152	\$ 435,152	\$ 436,630	\$ 1,478	\$ 410,426
Specific Ownership Tax	37,500	37,500	50,146	12,646	54,217
Intergovernmental	7,681,298	7,742,298	7,757,007	14,709	6,991,563
Total revenues	<u>8,153,950</u>	<u>8,214,950</u>	<u>8,243,783</u>	<u>28,833</u>	<u>7,456,206</u>
Expenditures:					
Health and Welfare	8,222,635	8,309,886	8,278,330	31,556	7,277,017
Capital outlay	125,000	125,000	-	125,000	-
Debt service:					
Principal	-	-	2,167	(2,167)	-
Interest	-	-	337	(337)	-
Total expenditures	<u>8,347,635</u>	<u>8,434,886</u>	<u>8,280,834</u>	<u>154,052</u>	<u>7,277,017</u>
Net change in fund balance	(193,685)	(219,936)	(37,051)	182,885	179,189
Fund balances - January 1	<u>558,937</u>	<u>558,937</u>	<u>976,300</u>	<u>417,363</u>	<u>797,111</u>
Fund balances - December 31	<u>\$ 365,252</u>	<u>\$ 339,001</u>	<u>\$ 939,249</u>	<u>\$ 600,248</u>	<u>\$ 976,300</u>

See the accompanying independent auditors' report.

Park County, Colorado
Sales Tax Trust Fund
Budgetary Comparison Schedule
For the Year Ended December 31, 2022
(With Comparative Actual Amounts for 2021)

	<u>2022</u>			<u>Final Budget</u>	<u>2021</u>
	<u>Original</u> <u>Budget</u>	<u>Final</u> <u>Budget</u>	<u>Actual</u>	<u>Variance</u> <u>Positive</u> <u>(Negative)</u>	<u>Actual</u>
Revenues:					
Sales tax	\$ 3,250,000	\$ 3,250,000	\$ 2,550,042	\$ (699,958)	\$ 2,423,310
Investment income	42,500	42,500	107,458	64,958	4,096
Total Revenues	<u>3,292,500</u>	<u>3,292,500</u>	<u>2,657,500</u>	<u>(635,000)</u>	<u>2,427,406</u>
Expenditures:					
Administration	74,000	74,000	76,390	(2,390)	-
Open space	606,400	606,400	600,985	5,415	-
Outdoor recreation	578,964	578,964	360,357	218,607	-
Water resources	836,007	836,007	545,645	290,362	1,743,730
Wildlife resources	107,500	107,500	-	107,500	-
Capital outlay	1,500,000	1,500,000	-	1,500,000	-
Total expenditures	<u>3,702,871</u>	<u>3,702,871</u>	<u>1,583,377</u>	<u>2,119,494</u>	<u>1,743,730</u>
Excess of revenues (deficiency) over (under) expenditures	<u>(410,371)</u>	<u>(410,371)</u>	<u>1,074,123</u>	<u>1,484,494</u>	<u>683,676</u>
Other financing sources (uses)					
Collection on Long-Term Receivable	45,000	45,000	84,363	39,363	42,436
Total other financing sources (uses)	<u>45,000</u>	<u>45,000</u>	<u>84,363</u>	<u>39,363</u>	<u>42,436</u>
Net change in fund balance	(365,371)	(365,371)	1,158,486	1,523,857	726,112
Fund balances - January 1	<u>6,056,356</u>	<u>6,056,356</u>	<u>5,828,948</u>	<u>(227,408)</u>	<u>5,102,836</u>
Fund balances - December 31	<u><u>\$ 5,690,985</u></u>	<u><u>\$ 5,690,985</u></u>	<u><u>\$ 6,987,434</u></u>	<u><u>\$ 1,296,449</u></u>	<u><u>\$ 5,828,948</u></u>

See the accompanying independent auditors' report.

Park County, Colorado
ARPA Fund
Budgetary Comparison Schedule
For the Year Ended December 31, 2022
(With Comparative Actual Amounts for 2021)

	<u>2022</u>			Final Budget Variance Positive (Negative)	<u>2021</u>
	<u>Original Budget</u>	<u>Final Budget</u>	<u>Actual</u>		<u>Actual</u>
Revenues:					
Intergovernmental	\$ 1,800,000	\$ 1,800,000	\$ 280,496	\$(1,519,504)	\$ 28,009
Investment income	505	505	62,717	62,212	-
Total revenues	<u>1,800,505</u>	<u>1,800,505</u>	<u>343,213</u>	<u>(1,457,292)</u>	<u>28,009</u>
Expenditures:					
General government	675,005	675,005	264,206	410,799	26,393
Health and welfare	-	-	7,578	(7,578)	1,616
Culture and recreation	-	-	8,712	(8,712)	-
Total expenditures	<u>675,005</u>	<u>675,005</u>	<u>280,496</u>	<u>394,509</u>	<u>28,009</u>
Net change in fund balances	1,125,500	1,125,500	62,717	(1,062,783)	-
Fund balances - January 1	<u>1,830,710</u>	<u>1,830,710</u>	-	(1,830,710)	-
Fund balances - December 31	<u>\$ 2,956,210</u>	<u>\$ 2,956,210</u>	<u>\$ 62,717</u>	<u>\$ (2,893,493)</u>	<u>\$ -</u>

See the accompanying independent auditors' report.

OTHER SUPPLEMENTARY INFORMATION

Park County, Colorado
Combining Balance Sheet
Non-major Governmental Funds
December 31, 2022

	Special Revenue							Debt Service	Capital Projects	Total Non-major Governmental Funds
	Conservation Trust Fund	Grant Fund	Employee Retirement Fund	Sheriff's Seizure Program Fund	E-911 Authority Fund	1041 Fee Fund	Debt Service Fund			
Assets:										
Cash and investments - Unrestricted	\$ 457,214	\$ 1,298,205	\$ 91,465	\$ 54,416	\$ 674,446	\$ 27,640	\$ 83,180	\$ 30,117	\$ 2,716,683	
Cash and investments - Restricted	-	-	-	-	-	-	68	166	234	
Accounts receivable	-	240,686	-	-	76,169	-	-	-	316,855	
Prepaid items	-	-	-	-	20,372	-	1,833	-	22,205	
Due from other funds	1,353	281,367	94,189	-	86,148	13,016	-	-	476,073	
Property taxes receivable	-	-	503,224	-	-	-	-	-	503,224	
Total assets	\$ 458,567	\$ 1,820,258	\$ 688,878	\$ 54,416	\$ 857,135	\$ 40,656	\$ 85,081	\$ 30,283	\$ 4,035,274	
Liabilities:										
Accounts payable	\$ 20	\$ 13,268	\$ -	\$ -	\$ 923	\$ -	\$ -	\$ -	\$ 14,211	
Accrued liabilities	-	2,298	19,669	-	-	-	-	-	21,967	
Due to other funds	111,709	1,570,198	58	8,000	265,667	-	2,000	30,000	1,987,632	
Unearned revenues	-	29,111	-	-	-	-	-	-	29,111	
Total liabilities	111,729	1,614,875	19,727	8,000	266,590	-	2,000	30,000	2,052,921	
Deferred Inflows of Resources										
Deferred property tax revenue	-	-	503,224	-	-	-	-	-	503,224	
Fund balances:										
Non-Spendable	-	-	-	-	20,372	-	1,833	-	22,205	
Restricted	-	-	-	-	-	-	81,248	283	81,248	
Debt service	-	-	-	-	-	-	-	-	283	
Capital projects	-	-	-	46,416	570,173	-	-	-	616,589	
Public safety	-	-	-	-	-	-	-	-	205,383	
Health and welfare	-	205,383	-	-	-	-	-	-	346,838	
Recreation	346,838	-	165,927	-	-	40,656	-	-	206,583	
Committed	-	-	-	-	-	-	-	-	-	
Total fund balances	346,838	205,383	165,927	46,416	590,545	40,656	83,081	283	1,479,129	
Total liabilities, deferred inflows and fund balances	\$ 458,567	\$ 1,820,258	\$ 688,878	\$ 54,416	\$ 857,135	\$ 40,656	\$ 85,081	\$ 30,283	\$ 4,035,274	

Park County, Colorado
Combining Statement of Revenues, Expenditures and Changes in Fund Balances
Non-major Governmental Funds
For the Year Ended December 31, 2022

	Special Revenue							Debt Service	Capital Projects	Total Non-major Governmental Funds
	Conservation Trust Fund	Grant Fund	Employee Retirement Fund	Sheriff's Seizure Program Fund	E-911 Authority Fund	1041 Fee Fund	Debt Service Fund			
Revenues:										
Property tax	\$ -	\$ -	\$ 234,284	\$ -	\$ -	\$ -	\$ -	\$ -	\$ -	\$ 234,284
Specific ownership tax	-	-	26,908	-	-	-	-	-	-	26,908
E911 Surcharge	-	-	-	-	496,884	-	-	-	-	496,884
Intergovernmental	173,581	1,082,311	-	-	-	-	-	-	-	1,255,892
Investment income	6,990	-	-	831	-	-	-	66	4	7,891
Miscellaneous	-	40,000	-	401	-	-	-	-	-	40,401
Total revenues	180,571	1,122,311	261,192	1,232	496,884	-	66	4	4	2,062,260
Expenditures:										
General government	-	42,487	241,582	-	-	-	-	-	-	284,069
Health and welfare	-	389,169	-	-	-	-	-	-	-	389,169
Public safety	-	222,245	-	-	360,595	-	-	-	91,303	674,143
Culture and recreation	29,287	430,766	-	-	-	-	-	-	6,200	466,253
Capital outlay	147,110	36,109	-	-	124,896	-	-	-	-	308,115
Debt service:										
Principal	-	-	-	-	24,279	-	200,000	-	-	224,279
Interest	-	-	-	-	1,270	-	203,775	-	-	205,045
Other	-	-	-	-	-	-	2,095	-	-	2,095
Total expenditures	176,397	1,120,776	241,582	-	511,040	-	405,870	97,503	97,503	2,553,168
Excess (deficiency) of revenues over (under) expenditures	4,174	1,535	19,610	1,232	(14,156)	-	(405,804)	(97,499)	(97,499)	(490,908)
Other financing sources (uses):										
Proceeds from lease	-	-	-	-	107,885	-	-	-	-	107,885
Transfers in from other funds	-	-	-	-	-	-	414,000	20,000	20,000	434,000
Total other financing sources (uses)	-	-	-	-	107,885	-	414,000	20,000	20,000	541,885
Net change in fund balances	4,174	1,535	19,610	1,232	93,729	-	8,196	(77,499)	(77,499)	50,977
Fund balances - January 1	342,664	203,848	146,317	45,184	496,816	40,656	74,885	77,782	77,782	1,428,152
Fund balances - December 31	\$ 346,838	\$ 205,383	\$ 165,927	\$ 46,416	\$ 590,545	\$ 40,656	\$ 83,081	\$ 283	\$ 283	\$ 1,479,129

**Park County, Colorado
Conservation Trust Fund
Budgetary Comparison Schedule
For the Year Ended December 31, 2022
(With Comparative Actual Amounts for 2021)**

	<u>2022</u>			Variance Positive (Negative)	<u>2021</u>
	<u>Original Budget</u>	<u>Final Budget</u>	<u>Actual</u>		<u>Actual</u>
Revenues:					
Intergovernmental	\$ 140,000	\$ 140,000	\$ 173,581	\$ 33,581	\$ 179,152
Investment income	3,500	3,500	6,990	3,490	129
Total revenues	<u>143,500</u>	<u>143,500</u>	<u>180,571</u>	<u>37,071</u>	<u>179,281</u>
Expenditures:					
Culture and recreation	361,000	361,000	29,287	331,713	26,514
Capital outlay	-	-	147,110	(147,110)	62,293
Total expenditures	<u>361,000</u>	<u>361,000</u>	<u>176,397</u>	<u>184,603</u>	<u>88,807</u>
Excess (deficiency) of revenues over (under) expenditures	(217,500)	(217,500)	4,174	221,674	90,474
Fund balances - January 1	<u>260,690</u>	<u>260,690</u>	<u>342,664</u>	<u>81,974</u>	<u>252,190</u>
Fund balances - December 31	<u>\$ 43,190</u>	<u>\$ 43,190</u>	<u>\$ 346,838</u>	<u>\$ 303,648</u>	<u>\$ 342,664</u>

See the accompanying independent auditors' report.

Park County, Colorado
Grant Fund
Budgetary Comparison Schedule
For the Year Ended December 31, 2022
(With Comparative Actual Amounts for 2021)

	<u>2022</u>			<u>Final Budget</u>	<u>2021</u>
	<u>Original</u>	<u>Final</u>	<u>Actual</u>	<u>Variance</u>	<u>Actual</u>
	<u>Budget</u>	<u>Budget</u>	<u>Actual</u>	<u>Positive</u>	<u>Actual</u>
				<u>(Negative)</u>	
Revenues:					
Intergovernmental	\$ 1,445,673	\$ 1,664,426	\$ 1,082,311	\$ (582,115)	\$ 1,224,858
Miscellaneous	-	-	40,000	40,000	-
Total revenues	<u>1,445,673</u>	<u>1,664,426</u>	<u>1,122,311</u>	<u>(542,115)</u>	<u>1,224,858</u>
Expenditures:					
General government	-	2,007	42,487	(40,480)	-
Health and welfare	747,427	864,814	389,169	475,645	591,380
Public safety	176,001	246,959	222,245	24,714	132,214
Culture and recreation	529,666	529,666	430,766	98,900	478,241
Capital outlay	36,109	72,299	36,109	36,190	2,606
Total expenditures	<u>1,489,203</u>	<u>1,715,745</u>	<u>1,120,776</u>	<u>594,969</u>	<u>1,204,441</u>
Excess (deficiency) of revenues over (under) expenditures	<u>(43,530)</u>	<u>(51,319)</u>	<u>1,535</u>	<u>52,854</u>	<u>20,417</u>
Other financing sources					
Transfers in	<u>12,000</u>	<u>12,000</u>	<u>-</u>	<u>(12,000)</u>	<u>18,108</u>
Total financing sources	<u>12,000</u>	<u>12,000</u>	<u>-</u>	<u>(12,000)</u>	<u>18,108</u>
Net change in fund balances	<u>(31,530)</u>	<u>(39,319)</u>	<u>1,535</u>	<u>40,854</u>	<u>38,525</u>
Fund balances - January 1	<u>196,431</u>	<u>196,431</u>	<u>203,848</u>	<u>7,417</u>	<u>165,323</u>
Fund balances - December 31	<u>\$ 164,901</u>	<u>\$ 157,112</u>	<u>\$ 205,383</u>	<u>\$ 48,271</u>	<u>\$ 203,848</u>

See the accompanying independent auditors' report.

**Park County, Colorado
Employee Retirement Fund
Budgetary Comparison Schedule
For the Year Ended December 31, 2022
(With Comparative Actual Amounts for 2021)**

	2022			Final Budget Variance Positive (Negative)	2021
	Original Budget	Final Budget	Actual		Actual
Revenues:					
Property taxes	\$ 232,826	\$ 232,826	\$ 234,284	\$ 1,458	\$ 220,240
Specific ownership taxes	25,000	25,000	26,908	1,908	29,092
Total revenues	<u>257,826</u>	<u>257,826</u>	<u>261,192</u>	<u>3,366</u>	<u>249,332</u>
Expenditures:					
General government	283,250	283,250	241,582	41,668	233,907
Total expenditures	<u>283,250</u>	<u>283,250</u>	<u>241,582</u>	<u>41,668</u>	<u>233,907</u>
Excess of revenues (deficiency) over (under) expenditures	(25,424)	(25,424)	19,610	45,034	15,425
Fund balances - January 1	<u>136,665</u>	<u>136,665</u>	<u>146,317</u>	<u>9,652</u>	<u>130,892</u>
Fund balances - December 31	<u><u>\$ 111,241</u></u>	<u><u>\$ 111,241</u></u>	<u><u>\$ 165,927</u></u>	<u><u>\$ 54,686</u></u>	<u><u>\$ 146,317</u></u>

See the accompanying Independent auditors' report.

Park County, Colorado
Sheriff's Seizure Program Fund
Budgetary Comparison Schedule
For the Year Ended December 31, 2022
(With Comparative Actual Amounts for 2021)

	2022			Final Budget Variance Positive (Negative)	2021
	Original Budget	Final Budget	Actual		Actual
Revenues:					
Investment income	\$ -	\$ -	\$ 831	\$ 831	\$ 22
Miscellaneous	-	-	401	401	1,590
Total revenues	<u>-</u>	<u>-</u>	<u>1,232</u>	<u>1,232</u>	<u>1,612</u>
Expenditures:					
Public safety	2,300	2,300	-	2,300	2,686
Total expenditures	<u>2,300</u>	<u>2,300</u>	<u>-</u>	<u>2,300</u>	<u>2,686</u>
Excess (deficiency) of revenues over (under) expenditures	(2,300)	(2,300)	1,232	3,532	(1,074)
Fund balances - January 1	<u>44,471</u>	<u>44,471</u>	<u>45,184</u>	<u>713</u>	<u>46,258</u>
Fund balances - December 31	<u>\$ 42,171</u>	<u>\$ 42,171</u>	<u>\$ 46,416</u>	<u>\$ 4,245</u>	<u>\$ 45,184</u>

See the accompanying independent auditors' report.

Park County, Colorado
E-911 Authority Fund
Budgetary Comparison Schedule
For the Year Ended December 31, 2022
(With Comparative Actual Amounts for 2021)

	<u>2022</u>			Final Budget Variance Positive (Negative)	<u>2021</u>
	<u>Original Budget</u>	<u>Final Budget</u>	<u>Actual</u>		<u>Actual</u>
Revenues:					
E911 Surcharge	\$ 410,000	\$ 410,000	\$ 496,884	\$ 86,884	\$ 415,532
Total revenues	<u>410,000</u>	<u>410,000</u>	<u>496,884</u>	<u>86,884</u>	<u>415,532</u>
Expenditures:					
Public safety	487,398	487,398	360,595	126,803	355,561
Capital outlay	-	-	124,896	(124,896)	-
Debt service:					
Principal	25,549	25,549	24,279	1,270	15,495
Interest	-	-	1,270	(1,270)	1,994
Total expenditures	<u>512,947</u>	<u>512,947</u>	<u>511,040</u>	<u>1,907</u>	<u>373,050</u>
Excess (deficiency) of revenues over (under) expenditures	<u>(102,947)</u>	<u>(102,947)</u>	<u>(14,156)</u>	<u>88,791</u>	<u>42,482</u>
Other financing sources (uses):					
Lease proceeds	-	-	107,885	107,885	73,360
Total other financing sources (uses)	<u>-</u>	<u>-</u>	<u>107,885</u>	<u>107,885</u>	<u>73,360</u>
Net change in fund balances	(102,947)	(102,947)	93,729	196,676	115,842
Fund balances - January 1	<u>468,197</u>	<u>468,197</u>	<u>496,816</u>	<u>28,619</u>	<u>380,974</u>
Fund balances - December 31	<u>\$ 365,250</u>	<u>\$ 365,250</u>	<u>\$ 590,545</u>	<u>\$ 225,295</u>	<u>\$ 496,816</u>

See the accompanying independent auditors' report.

Park County, Colorado
1041 Fee Fund
Budgetary Comparison Schedule
For the Year Ended December 31, 2022
(With Comparative Actual Amounts for 2021)

	<u>2022</u>			Variance Positive (Negative)	<u>2021</u>
	<u>Original Budget</u>	<u>Final Budget</u>	<u>Actual</u>		<u>Actual</u>
Revenues:					
Miscellaneous	\$ -	\$ -	\$ -	\$ -	\$ -
Total revenues	<u>-</u>	<u>-</u>	<u>-</u>	<u>-</u>	<u>-</u>
Expenditures:					
Culture and recreation	-	-	-	-	1,314
Total expenditures	<u>-</u>	<u>-</u>	<u>-</u>	<u>-</u>	<u>1,314</u>
Excess (deficiency) of revenues over (under) expenditures	<u>-</u>	<u>-</u>	<u>-</u>	<u>-</u>	<u>(1,314)</u>
Other financing sources (uses):					
Transfers in from other funds	-	-	-	-	1,314
Total other financing sources (uses)	<u>-</u>	<u>-</u>	<u>-</u>	<u>-</u>	<u>1,314</u>
Net change in fund balances	<u>-</u>	<u>-</u>	<u>-</u>	<u>-</u>	<u>-</u>
Fund balances - January 1	<u>40,656</u>	<u>40,656</u>	<u>40,656</u>	<u>-</u>	<u>40,656</u>
Fund balances - December 31	<u>\$ 40,656</u>	<u>\$ 40,656</u>	<u>\$ 40,656</u>	<u>\$ -</u>	<u>\$ 40,656</u>

See the accompanying independent auditors' report.

**Park County, Colorado
Capital Projects Fund
Budgetary Comparison Schedule
For the Year Ended December 31, 2022
(With Comparative Actual Amounts for 2021)**

	<u>2022</u>			Final Budget Variance Positive (Negative)	<u>2021</u>
	Original Budget	Final Budget	Actual		Actual
Revenues:					
Investment income	\$ -	\$ -	\$ 4	\$ 4	\$ -
Total revenues	<u>-</u>	<u>-</u>	<u>4</u>	<u>4</u>	<u>-</u>
Expenditures:					
General government	-	-	-	-	13,062
Public safety	-	-	91,303	(91,303)	3,523
Culture and recreation	-	-	6,200	(6,200)	-
Capital outlay	-	97,500	-	97,500	-
Total expenditures	<u>-</u>	<u>97,500</u>	<u>97,503</u>	<u>(3)</u>	<u>16,585</u>
Excess (deficiency) of revenues over (under) expenditures	<u>-</u>	<u>(97,500)</u>	<u>(97,499)</u>	<u>1</u>	<u>(16,585)</u>
Other financing sources (uses):					
Transfers in from other funds	20,000	20,000	20,000	-	-
Total other financing sources	<u>20,000</u>	<u>20,000</u>	<u>20,000</u>	<u>-</u>	<u>-</u>
Net change in fund balances	20,000	(77,500)	(77,499)	1	(16,585)
Fund balances - January 1	<u>114,367</u>	<u>114,367</u>	<u>77,782</u>	<u>(36,585)</u>	<u>94,367</u>
Fund balances - December 31	<u>\$ 134,367</u>	<u>\$ 36,867</u>	<u>\$ 283</u>	<u>\$ (36,584)</u>	<u>\$ 77,782</u>

See the accompanying independent auditors' report.

Park County, Colorado
Debt Service Fund
Budgetary Comparison Schedule
For the Year Ended December 31, 2022
(With Comparative Actual Amounts for 2021)

	<u>2022</u>			Final Budget Variance Positive (Negative)	<u>2021</u>
	Original Budget	Final Budget	Actual		Actual
Revenues:					
Investment income	\$ -	\$ -	\$ 66	\$ 66	\$ 2
Total revenues	<u>-</u>	<u>-</u>	<u>66</u>	<u>66</u>	<u>2</u>
Expenditures:					
Debt service					
Principal	200,000	200,000	200,000	-	185,000
Interest	203,775	203,775	203,775	-	211,175
Other	2,000	2,200	2,095	105	2,000
Total expenditures	<u>405,775</u>	<u>405,975</u>	<u>405,870</u>	<u>105</u>	<u>398,175</u>
Excess (deficiency) of revenues over (under) expenditures	<u>(405,775)</u>	<u>(405,975)</u>	<u>(405,804)</u>	<u>171</u>	<u>(398,173)</u>
Other financing sources (uses):					
Transfers in from other funds	414,000	414,000	414,000	-	414,000
Total other financing sources (uses)	<u>414,000</u>	<u>414,000</u>	<u>414,000</u>	<u>-</u>	<u>414,000</u>
Net change in fund balances	8,225	8,025	8,196	171	15,827
Fund balances - January 1	<u>74,884</u>	<u>74,884</u>	<u>74,885</u>	<u>1</u>	<u>59,058</u>
Fund balances - December 31	<u>\$ 83,109</u>	<u>\$ 82,909</u>	<u>\$ 83,081</u>	<u>\$ 172</u>	<u>\$ 74,885</u>

See the accompanying independent auditors' report.

Park County, Colorado
Combining Statement of Net Position
Internal Service Funds
December 31, 2022

	<u>Risk Management</u>	<u>Fleet Services</u>	<u>Total Internal Service Funds</u>
Assets:			
Current assets			
Cash and cash equivalents	\$ 1,554,724	\$ 345,421	\$ 1,900,145
Accounts receivable	299	73,650	73,949
Due from other funds	125,066	1,359,693	1,484,759
Total current assets	<u>1,680,089</u>	<u>1,778,764</u>	<u>3,458,853</u>
Noncurrent assets			
Capital assets			
Vehicles	-	1,239,627	1,239,627
Leased assets	-	1,421,269	1,421,269
Accumulated depreciation and amortization	-	(1,360,189)	(1,360,189)
Total Noncurrent assets	<u>-</u>	<u>1,300,707</u>	<u>1,300,707</u>
Total assets	<u>1,680,089</u>	<u>3,079,471</u>	<u>4,759,560</u>
Liabilities:			
Current liabilities			
Accounts payable and accrued liabilities	66,041	25,822	91,863
Due to other funds	112,346	1,440,250	1,552,596
Current portion of lease liability	-	385,061	385,061
Total current liabilities	<u>178,387</u>	<u>1,851,133</u>	<u>2,029,520</u>
Long term liabilities			
Lease liability	-	726,905	726,905
Total Liabilities	<u>178,387</u>	<u>2,578,038</u>	<u>2,756,425</u>
Net Position:			
Net investment in capital assets	-	187,707	187,707
Unrestricted	1,501,702	313,726	1,815,428
Total net position	<u>\$ 1,501,702</u>	<u>\$ 501,433</u>	<u>\$ 2,003,135</u>

The accompanying notes are an integral part of these financial statements.

Park County, Colorado
Combining Statement of Revenues, Expenses and Changes in Net Position
Internal Service Funds
For the Year Ended December 31, 2022

	Risk Management	Fleet Services	Total Internal Service Funds
Operating revenues:			
Charges for services	\$ 3,130,264	\$ 659,241	\$ 3,789,505
Total operating revenues	<u>3,130,264</u>	<u>659,241</u>	<u>3,789,505</u>
Operating expenses:			
General government	-	566,992	566,992
Claims and administration	2,286,729	-	2,286,729
Depreciation and amortization	-	324,757	324,757
Total operating expenses	<u>2,286,729</u>	<u>891,749</u>	<u>3,178,478</u>
Operating income (loss)	<u>843,535</u>	<u>(232,508)</u>	<u>611,027</u>
Non-operating revenues (expenses):			
Gain on sale of assets	-	99,765	99,765
Investment income	8,857	-	8,857
Interest expense	-	(39,752)	(39,752)
Total non-operating revenues (expenses)	<u>8,857</u>	<u>60,013</u>	<u>68,870</u>
Income (loss) before transfers	852,392	(172,495)	679,897
Transfers in from other funds	<u>600,000</u>	<u>507,000</u>	<u>1,107,000</u>
Change in net position	1,452,392	334,505	1,786,897
Net position - January 1 Restated	<u>49,310</u>	<u>166,928</u>	<u>216,238</u>
Net position - December 31	<u>\$ 1,501,702</u>	<u>\$ 501,433</u>	<u>\$ 2,003,135</u>

The accompanying notes are an integral part of these financial statements.

Park County, Colorado
Combining Statement of Cash Flows
Internal Service Funds
For the Year Ended December 31, 2022

	<u>Risk Management</u>	<u>Fleet Services</u>	<u>Total Internal Service Funds</u>
Cash flows from operating activities:			
Cash received for charges for services	\$ 3,015,740	\$ 139,054	\$ 3,154,794
Cash paid for goods and services	<u>(2,424,527)</u>	<u>(15,820)</u>	<u>(2,440,347)</u>
Net cash provided for (used by) operating activities	<u>591,213</u>	<u>123,234</u>	<u>714,447</u>
Cash flows from noncapital financing activities			
Transfers in from other funds	<u>600,000</u>	<u>507,000</u>	<u>1,107,000</u>
Net cash provided by noncapital financing activities	<u>600,000</u>	<u>507,000</u>	<u>1,107,000</u>
Cash flows from capital and related financing activities			
Proceeds from sale of assets	-	31,050	31,050
Principal paid on capital and leased debt	-	(290,735)	(290,735)
Interest paid on capital debt	-	(29,489)	(29,489)
Net cash used for capital and related financing activities	<u>-</u>	<u>(289,174)</u>	<u>(289,174)</u>
Cash flows from investing activities:			
Interest received	<u>8,857</u>	<u>-</u>	<u>8,857</u>
Net cash provided by investing activities	<u>8,857</u>	<u>-</u>	<u>8,857</u>
Net change in cash and cash equivalents	1,200,070	341,060	1,541,130
Cash and cash equivalents - January 1	<u>354,654</u>	<u>4,361</u>	<u>359,015</u>
Cash and cash equivalents - December 31	<u>\$ 1,554,724</u>	<u>\$ 345,421</u>	<u>\$ 1,900,145</u>
Reconciliation of operating loss to net cash used for operating activities:			
Operating income (loss)	<u>\$ 816,814</u>	<u>\$ (232,508)</u>	<u>\$ 584,306</u>
Adjustments to reconcile operating loss to net cash provided for operating activities:			
Depreciation and amortization	-	324,757	324,757
(Increase) decrease in accounts receivable	(300)	-	(300)
(Increase) decrease in amounts due from other funds	(125,066)	(520,187)	(645,253)
Increase (decrease) in accounts payable and accrued liabilities	(200,236)	(16,923)	(217,159)
Increase (decrease) in amounts due to other funds	100,001	568,095	668,096
Total adjustments	<u>(225,601)</u>	<u>355,742</u>	<u>130,141</u>
Net cash provided for (used by) operating activities	<u>\$ 591,213</u>	<u>\$ 123,234</u>	<u>\$ 714,447</u>

The accompanying notes are an integral part of these financial statements.

Park County, Colorado
Risk Management Internal Service Fund
Budgetary Comparison Schedule - Non US GAAP Basis
For the Year Ended December 31, 2022
(With Comparative Actual Amounts for 2021)

	<u>2022</u>			Final Budget Variance Positive (Negative)	<u>2021</u>
	Original Budget	Final Budget	Actual		Actual
Operating revenues:					
Contributions	\$ 3,615,000	\$ 3,615,000	\$ 3,130,264	\$ (484,736)	\$ 2,943,458
Total operating revenues	<u>3,615,000</u>	<u>3,615,000</u>	<u>3,130,264</u>	<u>(484,736)</u>	<u>2,943,458</u>
Operating expenses:					
Claims and administration	4,068,500	4,068,500	2,286,729	1,781,771	3,507,016
Total operating expenses	<u>4,068,500</u>	<u>4,068,500</u>	<u>2,286,729</u>	<u>1,781,771</u>	<u>3,507,016</u>
Operating income (loss)	<u>(453,500)</u>	<u>(453,500)</u>	<u>843,535</u>	<u>1,297,035</u>	<u>(563,558)</u>
Non-operating revenues:					
Investment income	2,000	2,000	8,857	6,857	722
Transfer in from other funds	600,000	600,000	600,000	-	250,000
Total non-operating revenues	<u>602,000</u>	<u>602,000</u>	<u>608,857</u>	<u>6,857</u>	<u>250,722</u>
Change in net position	<u>\$ 148,500</u>	<u>\$ 148,500</u>	1,452,392	<u>\$ 1,303,892</u>	(312,836)
Net position - January 1			<u>49,310</u>		<u>362,146</u>
Net position - December 31			<u>\$ 1,501,702</u>		<u>\$ 49,310</u>

See the accompanying independent auditors' report.

Park County, Colorado
Fleet Services Internal Service Fund
Budgetary Comparison Schedule - Non US GAAP Basis
For the Year Ended December 31, 2022
(With Comparative Actual Amounts for 2021)

	<u>2022</u>			<u>Final Budget</u>	<u>2021</u>
	<u>Original</u>	<u>Final</u>	<u>Actual</u>	<u>Variance</u>	<u>Actual</u>
	<u>Budget</u>	<u>Budget</u>		<u>Positive</u>	
				<u>(Negative)</u>	
Operating revenues:					
Charges for services	\$ 650,000	\$ 650,000	\$ 659,241	\$ 9,241	\$ 778,232
Total operating revenues	<u>650,000</u>	<u>650,000</u>	<u>659,241</u>	<u>9,241</u>	<u>778,232</u>
Operating expenses:					
Administrative services	15,700	15,700	11,714	3,986	58,010
Maintenance and supplies	516,150	516,150	555,278	(39,128)	473,137
Total operating expenses	<u>531,850</u>	<u>531,850</u>	<u>566,992</u>	<u>(35,142)</u>	<u>531,147</u>
Operating income (loss)	<u>118,150</u>	<u>118,150</u>	<u>92,249</u>	<u>(25,901)</u>	<u>247,085</u>
Non-operating revenues (expenses):					
Lease proceeds	-	-	924,299	924,299	162,607
Proceeds from sale of assets	-	-	104,700	104,700	11,268
Debt service	(483,000)	(483,000)	(309,303)	173,697	(179,856)
Interest on debt service	(23,880)	(23,880)	(39,752)	(15,872)	(20,600)
Capital outlay	(110,350)	(110,350)	(924,299)	(813,949)	(185,035)
Total Non-operating revenues (expenses)	<u>(617,230)</u>	<u>(617,230)</u>	<u>(244,355)</u>	<u>372,875</u>	<u>(211,616)</u>
Income (loss) before transfers	<u>(499,080)</u>	<u>(499,080)</u>	<u>(152,106)</u>	<u>346,974</u>	<u>35,469</u>
Transfers in from other funds	507,000	507,000	507,000	-	-
Excess of revenues over (under) expenditures before reconciling items	<u>\$ 7,920</u>	<u>\$ 7,920</u>	<u>354,894</u>	<u>\$ 346,974</u>	<u>35,469</u>
Lease proceeds			(924,299)		(162,607)
Depreciation and amortization			(324,757)		(233,066)
Book value of disposed assets			(4,935)		-
Debt service			309,303		179,856
Capital asset additions			924,299		185,035
Change in net position			<u>334,505</u>		<u>4,687</u>
Net position - January 1 Restated			<u>166,928</u>		<u>206,450</u>
Net position - December 31			<u>\$ 501,433</u>		<u>\$ 211,137</u>

COMPLIANCE

The public report burden for this information collection is estimated to average 380 hours annually.

LOCAL HIGHWAY FINANCE REPORT		City or County: Park County
		YEAR ENDING : December 2022
This Information From The Records Of (example - City of _ or County of County of Park County Colorado)	Prepared By: Cindy Gharst	Phone: (719)-836-4217

I. DISPOSITION OF HIGHWAY-USER REVENUES AVAILABLE FOR LOCAL GOVERNMENT EXPENDITURE

ITEM	A. Local Motor-Fuel Taxes	B. Local Motor-Vehicle Taxes	C. Receipts from State Highway-User Taxes	D. Receipts from Federal Highway Administration
1. Total receipts available				
2. Minus amount used for collection expenses				
3. Minus amount used for nonhighway purposes				
4. Minus amount used for mass transit				
5. Remainder used for highway purposes				

II. RECEIPTS FOR ROAD AND STREET PURPOSES

III. DISBURSEMENTS FOR ROAD AND STREET PURPOSES

ITEM	AMOUNT	ITEM	AMOUNT
A. Receipts from local sources:		A. Local highway disbursements:	
1. Local highway-user taxes		1. Capital outlay (from page 2)	0
a. Motor Fuel (from Item I.A.5.)		2. Maintenance:	4,055,907
b. Motor Vehicle (from Item I.B.5.)		3. Road and street services:	
c. Total (a.+b.)		a. Traffic control operations	57,471
2. General fund appropriations		b. Snow and ice removal	167,067
3. Other local imposts (from page 2)	496,824	c. Other	0
4. Miscellaneous local receipts (from page 2)	351,035	d. Total (a. through c.)	224,538
5. Transfers from toll facilities		4. General administration & miscellaneous	1,014,718
6. Proceeds of sale of bonds and notes:		5. Highway law enforcement and safety	
a. Bonds - Original Issues		6. Total (1 through 5)	5,295,163
b. Bonds - Refunding Issues		B. Debt service on local obligations:	
c. Notes		1. Bonds:	
d. Total (a. + b. + c.)	0	a. Interest	
7. Total (1 through 6)	847,859	b. Redemption	
B. Private Contributions		c. Total (a. + b.)	0
C. Receipts from State government (from page 2)	5,382,615	2. Notes:	
D. Receipts from Federal Government (from page 2)	168,089	a. Interest	7,518
E. Total receipts (A.7 + B + C + D)	6,398,563	b. Redemption	57,210
		c. Total (a. + b.)	64,728
		3. Total (1.c + 2.c)	64,728
		C. Payments to State for highways	
		D. Payments to toll facilities	
		E. Total disbursements (A.6 + B.3 + C + D)	5,359,891

IV. LOCAL HIGHWAY DEBT STATUS

(Show all entries at par)

	Opening Debt	Amount Issued	Redemptions	Closing Debt
A. Bonds (Total)				0
1. Bonds (Refunding Portion)				
B. Notes (Total)	300,714		57,210	243,504

V. LOCAL ROAD AND STREET FUND BALANCE

	A. Beginning Balance	B. Total Receipts	C. Total Disbursements	D. Ending Balance	E. Reconciliation
	6,032,530	6,398,563	5,359,891	7,071,202	0

Notes and Comments:

LOCAL HIGHWAY FINANCE REPORT

STATE:
Colorado
YEAR ENDING (mm/yy):
December 2022

II. RECEIPTS FOR ROAD AND STREET PURPOSES - DETAIL

ITEM	AMOUNT	ITEM	AMOUNT
A.3. Other local imposts:		A.4. Miscellaneous local receipts:	
a. Property Taxes and Assessments	445,656	a. Interest on investments	
b. Other local imposts:		b. Traffic Fines & Penalties	
1. Sales Taxes		c. Parking Garage Fees	
2. Infrastructure & Impact Fees		d. Parking Meter Fees	
3. Liens		e. Sale of Surplus Property	228,600
4. Licenses		f. Charges for Services	121,395
5. Specific Ownership &/or Other	51,168	g. Other Misc. Receipts	1,040
6. Total (1. through 5.)	51,168	h. Other	0
c. Total (a. + b.)	496,824	i. Total (a. through h.)	351,035
	(Carry forward to page 1)		(Carry forward to page 1)

ITEM	AMOUNT	ITEM	AMOUNT
C. Receipts from State Government		D. Receipts from Federal Government	
1. Highway-user taxes	5,318,895	1. FHWA (from Item I.D.5.)	
2. State general funds		2. Other Federal agencies:	
3. Other State funds:		a. Forest Service	129,794
a. State bond proceeds		b. FEMA	
b. Project Match		c. HUD	
c. Motor Vehicle Registrations	50,225	d. Federal Transit Admin	
d. Other (Specify) Wildlife Impact	13,495	e. U.S. Corps of Engineers	
e. Other (Specify)		f. Other Feder Mineral Lease	38,295
f. Total (a. through e.)	63,720	g. Total (a. through f.)	168,089
4. Total (1. + 2. + 3.f)	5,382,615	3. Total (1. + 2.g)	
			(Carry forward to page 1)

III. DISBURSEMENTS FOR ROAD AND STREET PURPOSES - DETAIL

	ON NATIONAL HIGHWAY SYSTEM (a)	OFF NATIONAL HIGHWAY SYSTEM (b)	TOTAL (c)
A.1. Capital outlay:			
a. Right-Of-Way Costs			0
b. Engineering Costs			0
c. Construction:			
(1). New Facilities			0
(2). Capacity Improvements			0
(3). System Preservation			0
(4). System Enhancement & Operation			0
(5). Total Construction (1) + (2) + (3) + (4)	0	0	0
d. Total Capital Outlay (Lines 1.a. + 1.b. + 1.c.5)	0	0	0
			(Carry forward to page 1)

Notes and Comments: